

# AMA Journal of Ethics®

February 2020

Volume 22, Number 2: E67-175

## Global Burden of Cancer Inequality

### From the Editor

**Motivating Health Equity** 69  
Audiey C. Kao, MD, PhD

**Malignant Disparity and the Ethics of Global Cancer Prevention** 73  
Zachary Tabb, MD

### Case and Commentary

**How Should Vaccine Campaigns Balance Need for Clear Communication Against Need for Timely Administration of Large-Scale Programs?** 76  
Paul Ndebele, PhD and Sithembile Ruzario, MSc

**How Should Physicians in Low- and Middle-Income Countries Regard Electronic Nicotine Delivery Systems to Facilitate Smoking Cessation?** 82  
Thomas E. Novotny, MD, MPH, DSc (Hon) and  
May C. I. van Schalkwyk, MBBS, MPH

**When Is a Suboptimal Approach to Cancer Screening Better Than None?** 93  
Ramy Sedhom, MD and Bishal Gyawali, MD, PhD

### Health Law

**Can International Patent Law Help Mitigate Cancer Inequity in LMICs?** 102  
Srividya Ragavan, SJD and Amaka Vanni, PhD

### Code Says

**AMA Policies and *Code of Medical Ethics*' Opinions Related to Cancer Prevention in Low- and Middle-Income Countries** 112  
Andi Sirokman

### State of the Art and Science

- Why Consider Self-Sampling for Cervical Cancer Screening in Low- and Middle-Income Countries?** 116  
Victoire Fokom Defo, MD and Joël Fokom Domgue, MD, MPH

### Policy Forum

- How Should Cervical Cancer Prevention Be Improved in LMICs?** 126  
Weyinshet Gossa, MD, MPH and Michael D. Fetters, MD, MPH, MA
- How Should Global Tobacco Control Efforts Be Prioritized to Protect Children in Resource-Poor Regions?** 135  
Stella Aguinaga Bialous, DrPH and Yvette van der Eijk, PhD

### Medicine and Society

- How Should Low- and Middle-Income Countries Motivate Equity in Cancer Prevention and Control?** 147  
Justin M. List, MD, MAR, MSc and Jeremy M. O'Connor, MD, MHS
- How Should Biobanking Be Governed in Low-Resource Settings?** 156  
Aminu Yakubu, Nchangwi Syntia Munung, and Jantina De Vries, PhD

### Art of Medicine

- Risks, Benefits, and Conundrums of Cancer Screening** 164  
Nick Love, PhD
- Girl and Rooster** 166  
Ayotunde Ayobello, MD

### Personal Narrative

- Six Tips for Giving Good Health Care to Anyone With a Cervix** 168  
Ryan K. Sallans, MA

### Podcast

- Providing Compassionate Care for Transmen: An Interview With Ryan Sallans**

# AMA Journal of Ethics®

February 2020, Volume 22, Number 2: E69–72

## FROM THE EDITOR IN CHIEF

### Motivating Health Equity

Audiey C. Kao, MD, PhD

It was one of the hottest and muggiest days of the summer, and I was lunching *al fresco* with friends at a neighborhood pub. As we ate, drank, and chatted, my gaze happened upon a person sitting on the sidewalk down the street. After parting ways, I went to pick up a prescription and realized this person was actually motionless, his head slumped on his chest. A sign was propped on his left side describing his life circumstance and asking for money. As I walked into the store, my mind was whirling: Was it heat stroke? Should I do something? Is he dead!?! He's fine. Where's my wallet?

Waiting in the pharmacy line gave me a moment to ponder what to do next. I decided to check on this man and bring him something cold to drink. Hesitating briefly, I approached him, bent down, and jostled his right shoulder. This roused him and I introduced myself. He said, "I'm okay." I gave him a couple of fruit smoothies. He shook my hand. I started home.

Those of us with means and standing can expect to live longer, fuller lives than ever before. Those of us with less or little struggle to simply get through a day. In the city where I live, a recent study found that 2 neighborhoods, one predominantly black and the other mainly white, had a life expectancy gap of 30 years.<sup>1</sup> Inequity in health status of this magnitude is not accidental but a consequence of transgenerationally entrenched power structures that produce and reproduce inequity over time.<sup>2</sup> This is a justice problem and cannot be fixed without tackling social, political, and economic root causes that advantage some of us and disadvantage some of us. With the reemergence of white nationalism and xenophobic bigotry, [structural racism](#) and its harms to individuals' and communities' health demand urgent attention, especially from those called upon to care for the sick and injured.<sup>3</sup>

Physicians are expected to embody medicine's ethical oaths and codes, to apply clinical knowledge and skills without prejudice. Yet evidence of racial and ethnic disparities in health care persistently reveals unequal treatment, even after accounting for differences in access to care and patient

preferences.<sup>4,5</sup> This evidence cannot be ignored or rationalized away, and the US medical profession must not ignore or discount its role in this nation's history of segregation and racism.<sup>6</sup> The impact of this legacy—still evident in the number of underrepresented [minority physicians](#)<sup>7</sup> and [false beliefs](#) about biological differences among racial groups<sup>8</sup>—must be understood in terms of how our past has situated our present. We, as members of the medical profession, are obliged to confront this past.<sup>9</sup> Only then can the medical profession aspire to make good on a commitment to mitigate, and to eliminate over time, inequities in health status and outcomes.

The *AMA Journal of Ethics* is committed to catalyzing greater appreciation for and understanding of health equity and to motivating “assurance of the conditions for optimal health for all people.”<sup>2</sup> This editorial commitment is not a new one, as the journal has published a variety of content on health equity. That said, motivating health equity requires deep examination of critical issues that are particularly complex and potentially divisive. From a micro or individual perspective, how should personal accountability factor into health equity? How much should we expect individuals to take responsibility for their own health status? From a macro or policy perspective, how far are we willing to stray from what economists call Pareto efficiency? Should society accept resource allocation decisions that make some people better off while making some people somewhat worse off? The journal invites submissions examining these and other thought-provoking ethical questions.

Furthermore, each issue of the journal will explore some dimension of health equity, regardless of whether the theme is humor in health care (forthcoming in July 2020) or Native American health (forthcoming in October 2020). An entire theme issue dedicated to racial justice and health equity is slated for February 2021. Foci of particular interest include innovations in bias training, organizational responses to unequal treatment, policy solutions to root causes of health status disparities, legal approaches to historical injustices and trauma, and social activism of health care professionals.

As I crossed the intersection, a driver waiting for the light to turn green flashed me a “thumbs up.” Emojied acknowledgment aside, I thought of the man on the street corner, his vulnerability, his future, and how we can do more.

## References

1. Schencker L. Chicago's lifespan gap: Streeterville residents live to 90. Englewood residents die at 60. Study finds it's the largest divide in the

US. *Chicago Tribune*. June 6, 2019.

<https://www.chicagotribune.com/business/ct-biz-chicago-has-largest-life-expectancy-gap-between-neighborhoods-20190605-story.html>. Accessed November 21, 2019.

2. Jones CP. Systems of power, axes of inequity: parallels, intersections, braiding the strands. *Med Care*. 2014;52(10)(suppl 3):S71-S75.
3. Trent M, Dooley DG, Dougé J. The impact of racism on child and adolescent health. *Pediatrics*. 2019;144(2):e20191765.
4. Smedley BD, Stith AY, Nelson AR, eds; Institute of Medicine. *Unequal Treatment: Confronting Racial and Ethnic Disparities in Health Care*. Washington, DC: National Academies Press; 2003.
5. Fiscella K, Sanders MR. Racial and ethnic disparities in the quality of health care. *Annu Rev Public Health*. 2016;37:375-394.
6. Baker RB, Washington HA, Olakanmi O, et al. African American physicians and organized medicine, 1846-1968: origins of a racial divide. *JAMA*. 2008;300(3):306-313.
7. National Academies of Sciences, Engineering, and Medicine. *An American Crisis: The Growing Absence of Black Men in Medicine and Science: Proceedings of a Joint Workshop*. Washington, DC: National Academies Press; 2018.
8. Hoffman KM, Trawalter S, Axt JR, Oliver MN. Racial bias in pain assessment and treatment recommendations, and false beliefs about biological differences between blacks and whites. *Proc Natl Acad Sci U S A*. 2016;113(16):4296-4301.
9. Davis RM. Achieving racial harmony for the benefit of patients and communities: contrition, reconciliation, and collaboration. *JAMA*. 2008;300(3):323-325.

**Audiey C. Kao, MD, PhD** is the editor in chief of the *AMA Journal of Ethics*.

**Citation**

*AMA J Ethics.* 2020;22(2):E69-72.

**DOI**

10.1001/amajethics.2020.69.

**Conflict of Interest Disclosure**

The author(s) had no conflicts of interest to disclose.

*The viewpoints expressed in this article are those of the author(s) and do not necessarily reflect the views and policies of the AMA.*

## FROM THE EDITOR

### Malignant Disparity and the Ethics of Global Cancer Prevention

Zachary Tabb, MD

In the 21st century, cancer is projected to be the single greatest killer in the world.<sup>1</sup> While nearly 10 million deaths due to cancer occurred globally in 2018, approximately 70% of those deaths occurred in low- and middle-income countries (LMICs),<sup>2</sup> underscoring that cancer is a reflection of global inequality. Governments will not be able to treat their way out of cancer.<sup>3</sup> Up to half of cancers are preventable,<sup>4</sup> but several issues challenge prioritizing prevention. Prevention often lacks the social visibility and market appeal of treatment and depends on sustainable behavior change. Moreover, prevention is held to a different standard than treatment; while treatment is assessed by whether it leads to a return equal to its cost, prevention is expected to produce a net positive return.<sup>5</sup> Accordingly, prevention remains neglected.

This theme issue of the *AMA Journal of Ethics* is devoted to exploring ethical complexities of cancer prevention in LMICs. Evident disparities between cancer control programs in LMICs and in high-income countries illuminate practical challenges to reducing morbidity and mortality of individual patients and at the national level. In providing care to patients in low-resource settings, how should clinicians overcome barriers to access? Where screening services are limited, clinicians must decide whether and when a [suboptimal approach](#) is better than none.

Of risk factors for cancer, tobacco remains the leading contributor to cancer incidence worldwide.<sup>2</sup> Clinicians have an increasingly vital role in prioritizing [smoking cessation](#) in light of the rising use and market penetration of cigarettes in LMICs.<sup>6</sup> The role of global tobacco control regulation, such as the World Health Organization Framework Convention on Tobacco Control,<sup>7</sup> remains paramount in [preventing youth](#) from lighting their first cigarette (or e-cigarette), but its impact will depend on how it is implemented and enforced.

Cervical cancer in many LMICs is the [leading cause of cancer death](#) in women.<sup>1</sup> In these settings, human papillomavirus vaccination policy typically targets

girls alone, but a more equitable policy might be a gender-neutral one that includes vaccinating boys to prevent male-specific cancers while reducing spread of the virus.<sup>8</sup> Given health care access disparities, emerging home-based, [self-sampling](#), cervical screening initiatives could have greater impact on cancer rates than existing facility-based approaches. As oncology research and clinical trials continue, [biobanks](#) will play an increasingly important role in deepening our understanding of complex cancer pathophysiology by serving as long-term repositories of biological material for research.<sup>9</sup> Ethical issues in biobanking emerge in practice, however, and researchers must navigate informed consent processes in LMICs. Finally, examining principles of international law, particularly regarding [patent protections](#), holds promise for identifying and addressing barriers to accelerating new developments in cancer prevention technology. This issue of the *AMA Journal of Ethics* examines these timely, complex ethical issues.

## References

1. Bray F, Ferlay J, Soerjomataram I, Siegel RL, Torre LA, Jemal A. Global cancer statistics 2018: GLOBOCAN estimates of incidence and mortality worldwide for 36 cancers in 185 countries. *CA Cancer J Clin*. 2018;68(6):394-424.
2. World Health Organization. Cancer. <https://www.who.int/news-room/fact-sheets/detail/cancer>. Published September 12, 2018. Accessed July 19, 2019.
3. Wild CP. The global cancer burden: necessity is the mother of prevention. *Nat Rev Cancer*. 2019;19(3):123-124.
4. World Health Organization. Cancer prevention. <https://www.who.int/cancer/prevention/en/>. Accessed July 19, 2019.
5. Fineberg HV. The paradox of disease prevention: celebrated in principle, resisted in practice. *JAMA*. 2013;310(1):85-90.
6. Thomas DP, Hefler M. How to reduce adolescent smoking in low-income and middle-income countries. *Lancet Glob Health*. 2016;4(11):e762-e763.
7. World Health Organization. WHO Framework Convention on Tobacco Control. <https://apps.who.int/iris/bitstream/handle/10665/42811/9241591013.pdf?sequence=1>. Accessed November 16, 2019.
8. Brisson M, Bénard É, Drolet M, et al. Population-level impact, herd immunity, and elimination after human papillomavirus vaccination: a systematic review and meta-analysis of predictions from transmission-dynamic models. *Lancet Public Health*. 2016;1(1):e8-e17.



9. Mendy M, Lawlor RT, van Kappel AL, et al. Biospecimens and biobanking in global health. *Clin Lab Med*. 2018;38(1):183-207.

**Zachary Tabb, MD** is a second-year pediatrics resident in the Dr Kelly DeScioli Global Child Health Pediatrics Residency Program at Baylor College of Medicine in Houston, Texas, where he practices at Texas Children's Hospital. He has lived and worked in low-resource settings, such as in Uganda as a Peace Corps Volunteer from 2008 through 2010 and in Tanzania as a Fogarty Global Health Fellow from 2016 through 2017. He is passionate about medical education, strengthening health systems, and developing solutions to health care disparities, especially concerning global child health.

#### **Citation**

*AMA J Ethics*. 2020;22(2):E73-75.

#### **DOI**

10.1001/amajethics.2020.73.

#### **Acknowledgements**

I owe a deep debt of gratitude to Laurel Hyle, JD, MPH, and Heather Haq, MD, MHS, for the generosity of their time, reflections, feedback, and mentorship that played a central role in making this theme idea into a journal issue.

#### **Conflict of Interest Disclosure**

The author(s) had no conflicts of interest to disclose.

*The viewpoints expressed in this article are those of the author(s) and do not necessarily reflect the views and policies of the AMA.*

Copyright 2020 American Medical Association. All rights reserved.  
ISSN 2376-6980

## CASE AND COMMENTARY

### How Should Vaccine Campaigns Balance Need for Clear Communication Against Need for Timely Administration of Large-Scale Programs?

Paul Ndebele, PhD and Sithembile Ruzario, MSc

#### Abstract

Limited understanding of public health disease prevention programs often leads to resistance, which ultimately results in low vaccine uptake. This article suggests how public health practitioners can improve public understanding of cervical cancer and HPV vaccination programs, which is key to improving health literacy, using culturally appropriate materials and approaches to boost public acceptance of vaccine programs.

#### Case

Dr M was trained in the United States but has returned to her native country to serve as the chief medical officer of a regional health district. This low-income country's Ministry of Health has decided to fund human papillomavirus (HPV) vaccinations in Dr M's district, given the recent increase of cervical cancer incidence. Understanding of HPV and cervical cancer is almost nonexistent in Dr M's district, and she is extremely concerned about how to discuss risks and benefits of vaccination and obtain informed consent from parents of the 9- to 14-year-old girls. Dr M greets a girl's mother, Ms A, at a district health center and begins to counsel Ms A about the HPV vaccine and cancer prevention. Ms A listens attentively and then asks in English, "Are you saying this cancer is an infection like HIV?" Dr M responds, "The cancer is caused by an infection, a virus. HIV is also a virus. But this vaccine protects you from HPV, not HIV." Dr M attempts to clarify, but Ms A doesn't appear convinced. "And this cancer, it grows in her belly, like a pregnancy? So, this vaccine will be like preventing pregnancy?" Dr M wonders which source of confusion to address first and then explains, "The vaccine will not affect whether she can have a family." Ms A wonders, "If I say no to this vaccine, the cancer will grow, and she will not have children?" Dr M wonders how to respond.

## Commentary

This case is a common one in low-income countries whose public health and health care delivery systems are dependent on foreign-trained practitioners. The challenges associated with the implementation of public health prevention programs in low-income countries go beyond patient-clinician communication. This commentary investigates how vaccine campaigns should balance ethical demands to clearly communicate risks and benefits with clinical and public health demands to efficiently administer large-scale programs. Using examples from some of our work conducted in an HIV prevention study setting in Malawi, we provide some suggestions for how clinicians and public health practitioners can improve public understanding of cancer prevention programs, with a focus on improving stakeholder engagement and health literacy.

### Limited Understanding

Community members in low-income regions might have limited [health literacy](#). Some might lack adequate vocabulary to describe either a specific disease or vaccines, and there can be confusion about disease causation.<sup>1,2</sup> Nevertheless, lack of knowledge of a specific disease and of a vaccine for that disease should not be taken to imply that there are no cases of that disease in a region or that community members have no experiences with vaccination or other prevention strategies. Community members might simply view disease causation differently.<sup>3</sup> For example, some might believe that a disease caused by a virus is instead caused by witchcraft.

Conversely, those implementing public health programs might lack knowledge of community members' understanding of disease. Because they might not understand local traditions or appreciate their importance and impact, some public health professionals might fail to engage with community members in ways that facilitate local uptake of prevention programs or awareness of their importance. Lack of engagement might also be due to limited financial, personnel, or training resource investment in a public health intervention; a fundamental need for speedy public health intervention implementation,<sup>4</sup> and to overemphasis on boosting numbers of patients vaccinated or insufficient respect for patients' or [parents' rights to make decisions](#) about whether to accept or reject an intervention for themselves or a child.<sup>5,6</sup>

### Communication Goals

In many low- and middle-income regions, limited understanding or lack of knowledge of cervical cancer and prevention can interfere with vaccination uptake.<sup>7</sup> Refusal or [hesitancy to vaccinate](#) one's child against measles in the United States is one example.<sup>8</sup> If disease prevention programs do not

facilitate adequate explanation of an intervention's benefits<sup>9</sup> or overemphasize an intervention's potential harms as a way to manage litigation risk, even patients or parents with high health literacy might refuse an intervention. Acceptance of any intervention depends on understanding not only risks and benefits but also the problem being addressed, why a proposed intervention is a useful solution, and the implications of the proposed intervention. Accordingly, acceptance of an HPV vaccine requires understanding cervical cancer and its associated risks, understanding the need for vaccination, understanding the risks and benefits of vaccination, and—more importantly—understanding the implications of present and future implications of vaccinating children before they're sexually active. In the case, Dr M and fellow practitioners need to balance an ethical imperative to communicate clearly with community members about cervical cancer and the potential risks and benefits of vaccination with public health demand for efficient intervention. An efficiently implemented, administered, and executed vaccine campaign begins by promoting uptake in communities.

### **Engaging Community Members**

Public health practitioners need to become familiar with how patients' cultural and religious beliefs, for example, inform or obstruct their understanding of cervical cancer and HPV vaccines.<sup>1,10</sup> In particular, clinicians and health educators from resource-rich regions should be aware of how their relative power and authority is perceived and experienced by those whom they seek to serve and should consider how to express respect for individuals' self-determination in the context of community.<sup>11</sup> It is particularly critical to express respect when discussing beliefs about disease causation that are "wrong" from an allopathic perspective, since a key to intervention uptake is making patients and community members [allies in the overall public health effort](#). In the case, expressing respect for the region's cultural and religious values would mean ensuring that women public health practitioners are the ones who interact with, and introduce the program to, local girls and their mothers.

### **Navigating Cultural Pluralism While Cultivating Common Need**

One way to help ensure that community members start to feel the need for cervical cancer vaccination is to facilitate their understanding of cervical cancer's regional severity and incidence. In the case, Dr M and fellow clinicians can focus on helping community members understand HPV vaccination as a way to preserve girls' and women's lives. Some might argue that it is only fair to extend vaccination to boys as well, since they are the ones who transmit the virus to girls during sexual intercourse. In some regional religious groups, sex is permitted only in marriage and some might fear that vaccinating

children constitutes an endorsement of premarital sex. But Dr M and colleagues can perhaps draw upon regional marital and family-oriented values to problematize health beliefs that are wrong from an allopathic standpoint and to motivate the public health interests of children today, who might be the adult regional family leaders of tomorrow.

### **Disarming Misinformation, Improving Understanding**

Low levels of health literacy can exacerbate language barriers and frustrate communication about risks and benefits of an intervention. When critical information about an intervention is not well understood by those who bear the risk of receiving it, gaps in understanding can be filled by misinformation and spread as rumor. Public health practitioners' awareness of and capacity to disarm rumored misinformation is critical to the success of public health interventions.<sup>5,12,13</sup> Furthermore, some languages do not have English-equivalent words<sup>14</sup> to accurately describe cervical cancer, symptoms, treatments, or vaccines from an allopathic perspective. In such cases, public health practitioners and clinicians can use visuals to clearly describe cervical cancer and stories from everyday life to explain vaccinology. In Malawi, for example, agricultural pictures are used to try to explain placebos, double blinds, and randomization<sup>15,16</sup> and lay language is used to facilitate a prospective research subject's consent to enroll in a trial.<sup>17,18</sup>

When explaining HPV vaccination, public health practitioners must clearly describe a vaccine's prospective short-term and long-term reproductive health risks and benefits or, if a vaccine is experimental, its risks and possible benefits. Some individuals might be familiar with vaccinations for diseases such as measles and tetanus that have been administered in low-income regions of the world in recent decades. If so, clinicians can draw upon known examples to help community members understand how mortality from these diseases was reduced by vaccine programs and to suggest reasons to hope for mortality reductions of an HPV vaccine.

### **References**

1. Dixey RA. "Fatalism," accident causation and prevention: issues for health promotion from an exploratory study in a Yoruba town, Nigeria. *Health Educ Res.* 1999;14(2):197-208.
2. Lykins EL, Graue LO, Brechting EH, Roach AR, Gochett CG, Andrykowski MA. Beliefs about cancer causation and prevention as a function of personal and family history of cancer: a national, population-based study. *Psychooncology.* 2008;17(10):967-974.

3. Bingham A, Drake JK, LaMontagne DS. Sociocultural issues in the introduction of human papillomavirus vaccine in low-resource settings. *Arch Pediatr Adolesc Med.* 2009;163(5):455-461.
4. Streefland PH. Public doubts about vaccination safety and resistance against vaccination. *Health Policy.* 2001;55(3):159-172.
5. Kaler A. Health interventions and the persistence of rumour: the circulation of sterility stories in African public health campaigns. *Soc Sci Med.* 2009;68(9):1711-1719.
6. World Health Organization. *Immunization in Practice: A Practical Guide for Health Staff.*  
[https://apps.who.int/iris/bitstream/handle/10665/193412/9789241549097\\_eng.pdf;jsessionid=BD3489C2397C90BB929322C1B3B73445?sequence=1](https://apps.who.int/iris/bitstream/handle/10665/193412/9789241549097_eng.pdf;jsessionid=BD3489C2397C90BB929322C1B3B73445?sequence=1). Published 2015. Accessed December 6, 2019.
7. Chidyaonga-Maseko F, Chirwa ML, Muula AS. Underutilization of cervical cancer prevention services in low and middle income countries: a review of contributing factors. *Pan Afr Med J.* 2015;21:231.
8. Sarkar S, Aleksa Z, Kamran K, Gardner L. Measles resurgence in the USA: how international travel compounds vaccine resistance. *Lancet Infect Dis.* 2019;19(7):684-686.
9. Gostin LO. Law, ethics, and public health in the vaccination debates: politics of the measles outbreak. *JAMA.* 2015;313(11):1099-1100.
10. Stanton BF. Assessment of relevant cultural considerations is essential for the success of a vaccine. *J Health Popul Nutr.* 2004;22(3):286-292.
11. Padela AI, Malik AY, Curlin F, De Vries R. [Re]considering respect for persons in a globalizing world. *Dev World Bioeth.* 2015;15(2):98-106.
12. Doodoo A, Adjei S, Couper M, Hugman B, Edwards R. When rumours derail a mass deworming exercise. *Lancet.* 2007;370(9586):465-466.
13. Ghinai I, Willott C, Dadari I, Larson HJ. Listening to the rumours: what the northern Nigeria polio vaccine boycott can tell us ten years on. *Glob Public Health.* 2013;8(10):1138-1150.
14. Cornelli AC, Bentley ME, Sorenson JE, Henderson GE. Using formative research to develop a context-specific approach to informed consent for clinical trials. *J Empir Res Hum Res Ethics.* 2006;1(4):45-60.
15. Ndebele PM, Wassenaar D, Munalula E, Masiye F. Improving understanding of clinical trial procedures among low literacy populations: an intervention within a microbicide trial in Malawi. *BMC Med Ethics.* 2012;13(1):29.
16. Ndebele P, Wassenaar D, Masiye F, Munalula-Nkandu E. Trial participants' understanding of randomization, double-blinding, and placebo use in low literacy populations: findings from a study

conducted within a microbicide trial in Malawi. *J Empir Res Hum Res Ethics*. 2014;9(3):2-10.

17. Cornelli A, Sorenson J, Bentley M, et al; Breastfeeding, Antiretroviral, and Nutrition Informed Consent Group. Improving participant understanding of informed consent in an HIV-prevention clinical trial: a comparison of methods. *AIDS Behaviour*. 2012;16(2):412-421.
18. Mandava A, Pace C, Campbell B, Emanuel E, Grady C. The quality of informed consent: mapping the landscape. A review of empirical data from developing and developed countries. *J Med Ethics*. 2012;38(6):3.

**Paul Ndebele, PhD**, is a senior research regulatory specialist and professorial lecturer at George Washington University in Washington, DC. His main areas of interest include improving informed consent and issues of justice in global health.

**Sithembile Ruzario, MSc**, is a doctoral candidate at Witwatersrand University in Johannesburg, South Africa, and she is also a principal research compliance officer at the Medical Research Council of Zimbabwe. Her main areas of interest include research ethics committee operations, decision making, and capacity building.

#### **Editor's Note**

The case to which this commentary is a response was developed by the editorial staff.

#### **Citation**

*AMA J Ethics*. 2020;22(2):E76-81.

#### **DOI**

10.1001/amajethics.2020.76.

#### **Conflict of Interest Disclosure**

The author(s) had no conflicts of interest to disclose.

*The people and events in this case are fictional. Resemblance to real events or to names of people, living or dead, is entirely coincidental. The viewpoints expressed in this article are those of the author(s) and do not necessarily reflect the views and policies of the AMA.*

Copyright 2020 American Medical Association. All rights reserved.  
ISSN 2376-6980

## CASE AND COMMENTARY

### How Should Physicians in Low- and Middle-Income Countries Regard Electronic Nicotine Delivery Systems to Facilitate Smoking Cessation?

Thomas E. Novotny, MD, MPH, DSc (Hon) and May C. I. van Schalkwyk, MBBS, MPH

#### Abstract

Electronic nicotine delivery systems (ENDS) have been widely referred to as “safer,” “healthier,” and more “effective” smoking cessation aids, but little evidence supports such claims. New concerns about pulmonary injuries associated with ENDS suggest reasons for concern about these products’ health risks and potential for nicotine addiction. Nevertheless, multinational tobacco companies heavily market ENDS to retain customers with nicotine addiction, and global progress against tobacco use might slow as a result. The tobacco industry has managed to divide the tobacco control community by offering hope of harm reduction without actual evidence of ENDS’ effectiveness or long-term safety. Low- and middle-income countries need this evidence to assess ENDS’ value in mitigating tobacco use.

#### Case

Dr L, a family medicine physician in a middle-income country, sees Mr G, a 47-year-old man with moderately controlled hypertension and hyperlipidemia. Mr G has a 50-pack-per-year smoking history and has tried, without success, to quit. Over the last 3 months, he has cut his smoking from 2 packs to 5 or 6 cigarettes per day. Mr G explains enthusiastically to Dr L that he’s finally been able to reduce his regular cigarette use by using electronic (e-)cigarettes,<sup>1</sup> which, along with tobacco cigarettes, are heavily marketed in his neighborhood. “I’ve been told that e-cigarettes don’t contain the cancer-causing toxins in real cigarettes,<sup>2</sup> so I feel better about smoking these instead, and I love the flavors.”<sup>3,4</sup>



Dr L has worked with many patients who struggle with smoking cessation and with family members who struggle with the consequences<sup>5</sup> of having a family member who smokes. While some recent research suggests that e-cigarettes offer a better means of smoking cessation than other methods,<sup>6,7</sup> significant uncertainty remains about the effects of long term e-cigarette use.<sup>8</sup> “This is good progress. I know it’s hard because cigarettes are everywhere here,” said Dr L. Then, trying to clarify, he added, “Nicotine concentrations in e-cigarette oil blends can still be harmful,<sup>9</sup> and there could be other carcinogens in these blends,<sup>4</sup> so it’s important that you continue to try to wean yourself off the habit altogether.”<sup>10</sup>

Mr G looked crestfallen, and Dr L considered how best to respond.

### Commentary

The US Food and Drug Administration (FDA) defines electronic nicotine delivery systems (ENDS) as noncombustible tobacco products including “vapes, vaporizers, vape pens, hookah pens, electronic cigarettes (e-cigarettes or e-cigs), and e-pipes,”<sup>11</sup> as well as devices with flavored nicotine-containing “pods” that attach to them. Use of these products has grown enormously since the 2003 invention of e-cigarettes by a Chinese pharmacist whose father died of lung cancer.<sup>12</sup> Manufacturers marketed these products first in China and subsequently in the United States, notably without any regulatory oversight.<sup>13</sup> The Family Smoking Prevention and Tobacco Control Act, which established FDA regulatory authority over tobacco products, was not signed into law until 2009.<sup>14</sup> Some in the public health community welcomed ENDS as a potential harm-reduction approach to the continued global tobacco epidemic, reasoning that any reduction in cigarette use should outweigh any potential risks of ENDS.<sup>15</sup>

In 2016, the FDA officially deemed that it had regulatory authority over the manufacture, import, packaging, labeling, advertising, promotion, sale, and distribution of ENDS.<sup>16</sup> Of note is that the FDA has not approved ENDS for smoking cessation.<sup>17</sup> A 2016 Cochrane review reported low-quality evidence supporting ENDS’ efficacy in aiding quitting.<sup>7</sup> However, in 2018, Public Health England of the United Kingdom (UK) provided a summary of available evidence to support the clinical use of ENDS.<sup>18</sup> Multinational tobacco companies and some experts have promoted these products with implied claims of their safety and cessation efficacy.<sup>19</sup> In fact, recent findings suggest that US smokers use these products more than they do FDA-approved cessation aids (such as nicotine replacement, bupropion, and varenicline) to help them quit.<sup>20</sup>

Despite the international marketing success of ENDS, consumers and clinicians should be cautious about these products' use. Evidence suggests that ENDS pose risks for human cardiac events,<sup>21</sup> pulmonary toxicity,<sup>22</sup> and cancer.<sup>23</sup> Recent studies have also shown increased exposure to toxic volatile organic compounds (carcinogens) among adolescent smokers<sup>24</sup> and have found potentially toxic metals in e-liquids.<sup>25</sup> Nicotine itself is a neurotoxin that poses a particular risk for the developing child and adolescent brain.<sup>26</sup> ENDS use is now considered an epidemic among young persons in the United States.<sup>27</sup> Therefore, clinicians should carefully evaluate the clinical utility and the risks of ENDS for those addicted to nicotine who use them long-term. Clinicians have a duty of care to be up-to-date on the literature on ENDS, including recent developments regarding safety and efficacy.

### **Counseling Mr G**

Any practicing clinician who has advised a patient to quit smoking understands the extraordinary difficulty these patients face in overcoming nicotine addiction and other behavioral reinforcements that sustain tobacco use. Nonetheless, most experts agree that counseling and various approved cessation medications improve quitting success, especially when combined.<sup>28</sup>

Mr G, a heavy smoker, is at significant risk for serious illness (especially for the many cancers caused by smoking), and he presents an ethical challenge for his primary care physician. Mr G has accessed ENDS in an effort to reduce the [harms of heavy smoking](#), and he has probably seen or heard advertising that reinforces his decision. Although there are approved medications and alternatives,<sup>17</sup> these are likely to be more expensive than ENDS and are not always covered by health insurance. An ethical dilemma confronting Dr L is that ENDS are commercial products marketed by multinational tobacco companies as "healthier," even though they have not yet been fully vetted for cessation treatment. Dr L's dilemma is also emblematic of a wide gulf between different public health agencies' and professionals' positions on ENDS. The UK's National Health Service, for example, suggested that the risk of harm from ENDS is worth ignoring as it is a safer alternative to smoking,<sup>18</sup> while others believe that the risk of sustained nicotine addiction and unproven claims about ENDS should be more strongly considered in the clinical treatment of tobacco use.

How should Dr L proceed? Both the physician and the patient in this case correctly understand that ENDS might have less carcinogenic potential than combustible tobacco products. Dr L also correctly understands that the overall

risks for long-term ENDS use are still unclear. ENDS will certainly sustain Mr G's nicotine addiction, which is dangerous for patients with cardiac risk factors such as hypertension and hyperlipidemia.<sup>29</sup> Moreover, Mr G continues to use cigarettes, for which there is no safe threshold of consumption.

Dr L wisely reinforces Mr G's progress in reducing his daily cigarette use, but, just as wisely, Dr L recognizes the need to assist Mr G in weaning himself completely from nicotine. In this case, there needs to be a mutually agreed-upon endpoint to Mr G's ENDS use. Just as with nicotine replacement therapy, Dr L needs to work with Mr G to set a date by which he completely ceases using any tobacco product, including ENDS. Reinforcing Mr G's intention to reduce his risk of tobacco-related disease will support his autonomy in this effort.

### **Considerations for Dr L**

*Guidelines.* As part of efforts to end the tobacco epidemic,<sup>30</sup> the World Health Organization (WHO) Framework Convention on Tobacco Control (FCTC)—the first international health treaty<sup>31</sup>—provides guidance for cessation assistance at the national level. The FCTC recommends cessation supports and treatment of tobacco dependence as key components of a comprehensive, integrated tobacco control program. In particular, the FCTC guidelines call for development of national strategies for evidence-based clinical treatments that are free of conflicts of interest with “commercial and other vested interests of the tobacco industry.”<sup>32</sup> Health professionals everywhere arguably have a duty to advocate for such evidence-based measures as part of quality-focused and equitable health care systems in their countries.

*Conflicts of interest.* Further muddying global perspectives on ENDS are efforts of a large multi-national tobacco company to promote the Foundation for a Smoke-Free World. Led by a former WHO deputy director,<sup>33</sup> this Foundation has dedicated millions of dollars to ending smoking,<sup>33</sup> which “means eliminating the use of cigarettes and other forms of combustible tobacco worldwide.”<sup>34</sup> While continuing to vigorously market cigarettes throughout the world,<sup>35</sup> the tobacco company now markets new heat-not-burn tobacco products in the United States in an attempt to keep its customers.<sup>36</sup> These products also have not been evaluated for safety or cessation efficacy.<sup>36</sup> The WHO correctly states that if the company “were truly committed to a smoke-free world, the company would support these [WHO FCTC] policies.” Instead, the company “engages in large scale lobbying and prolonged and expensive [litigation](#) against evidence-based tobacco control policies such as those found in the WHO FCTC.”<sup>32</sup> The risk to public health

posed by this paradoxical effort cannot be underestimated. Spending millions of dollars on high-level lobbying annually<sup>37</sup> and obfuscating new product risks are effective tools to sustain profitability. The newfound commitment to a smoke-free world is likely to be more of the same.

### Recommendations

Clinicians such as Dr L need to rely on evidence-based information about ENDS and also to be aware of multinational [tobacco industry initiatives](#) to preserve their market share and sustain demand for potentially deadly tobacco products. ENDS might have many more health risks than originally identified and should have already been subject to careful scientific scrutiny. Dr L should support this patient's commitment to reduce his tobacco use. He should recommend other proven cessation aids as alternatives to ENDS. Dr L can also meet with him more frequently and perhaps support his quit attempts with telephone contact and referrals to other cessation support services such as telephone quitlines.<sup>38</sup>

Given the growing evidence of health risks of ENDS and the still-tenuous evidence that there are population benefits to using these largely unregulated products, there is no compelling ethical or clinical justification for clinicians to recommend vaping for smoking cessation. Clinicians should advise patients, as Dr L has, to eventually eliminate any form of nicotine delivery, regardless of their global locale. When deciding how to treat and advise Mr G, Dr L should be guided by fundamental ethical considerations of clinical care, as articulated by the WHO.

Most health practitioners want to do what is best for their patients. Non-maleficence ("first do no harm"), beneficence (doing good) and trust are fundamental ethical principles at the heart of clinical care. Health practitioners also seek to ensure that patients are given adequate information, are consenting to treatments and procedures voluntarily, and have the capacity to understand and appreciate the potential benefits and risks of the care they receive. Health practitioners seeking to provide the best possible care to their patients in the most ethical manner may find it difficult to balance the right to information with the need to avoid information overload.<sup>39</sup>

Dr L should also incorporate procedural justice considerations by explaining how he made his recommendations and which values and evidence he used to inform these recommendations. In this way, he would ensure transparency of his decision making with his patient.

The advertising blitz and the subsequent rift over the utility of ENDS in a normally unified public health community will likely continue. ENDS use has

been firmly established in many high-income countries, even those with functional regulatory authorities.<sup>40</sup> In low- and middle-income countries (LMICs), however, clinicians and consumers need more information and more alternatives to assist smoking cessation rather than just accepting ENDS as an unproven cessation tool. LMICs suffer from information asymmetries regarding ENDS, as these products established consumer markets before clinical guidelines or regulatory regimes for them were established.<sup>41</sup>

### New Problems for ENDS

In August 2019, reports of severe pulmonary injury associated with ENDS gave rise to more concerns about these products' use among public health authorities.<sup>42</sup> An epidemic of these injuries caused a variety of jurisdictions to temporarily ban the sale of ENDS and to issue warnings not to use products that have been altered with any additives, especially cannabinoids.<sup>43</sup> Until more is known about the role of ENDS in these injuries, additional caution about recommending ENDS use should be exercised.<sup>44</sup>

### References

1. LaVito A. Vaping Juul reduces smokers' exposure to cigarette toxins, similar to quitting, study shows. *CNBC*. February 23, 2019. <https://www.cnbc.com/2019/02/23/juul-reduces-cigarette-smoking-risk-similar-to-quitteing-study-shows.html>. Accessed September 25, 2019.
2. Thomas DP, Hefler M. How to reduce adolescent smoking in low-income and middle-income countries. *Lancet Glob Health*. 2016;4(11):E762-E763.
3. Peruga A, Fleck F. Countries vindicate cautious stance on e-cigarettes. *Bull World Health Organ*. 2014;92(12):856-857.
4. Barrington-Trimis JL, Leventhal A. Adolescents' use of "pod mod" e-cigarettes—urgent concerns. *N Engl J Med*. 2018;379(2):1099-1102.
5. Global Tobacco Economics Consortium. The health, poverty, and financial consequences of a cigarette price increase among 500 million male smokers in 13 middle income countries: compartmental model study. *BMJ*. 2018;361:k1162.
6. Hajek P, Phillips-Waller A, Przulj D, et al. A randomized trial of e-cigarettes versus nicotine-replacement therapy. *N Engl J Med*. 2019;380(7):629-637.
7. Hartmann-Boyce J, McRobbie H, Bullen C, Begh R, Stead LF, Hajek P. Electronic cigarettes for smoking cessation. *Cochrane Database Syst Rev*. 2016;9(9):CD010216.

8. Stratton K, Kwan LY, Eaton DL, eds; National Academies of Sciences, Engineering, and Medicine. *Public Health Consequences of E-Cigarettes*. Washington, DC: National Academies Press; 2018.
9. Peace MR, Baird TR, Smith N, Wolf CE, Poklis JL, Poklis A. Concentration of nicotine and glycols in 27 electronic cigarette formulations. *J Anal Toxicol*. 2016;40(6):403-407.
10. World Health Organization. Electronic nicotine delivery systems and electronic non-nicotine delivery systems (ENDS/ENNDS). [https://www.who.int/fctc/cop/cop7/FCTC\\_COP\\_7\\_11\\_EN.pdf](https://www.who.int/fctc/cop/cop7/FCTC_COP_7_11_EN.pdf). Published August 2016. Accessed September 25, 2016.
11. US Food and Drug Administration. Vaporizers, e-cigarettes, and other electronic nicotine delivery systems (ENDS). <https://www.fda.gov/tobacco-products/products-ingredients-components/vaporizers-e-cigarettes-and-other-electronic-nicotine-delivery-systems-ends>. Updated June 19, 2019. Accessed July 12, 2019.
12. Boseley S. Hon Lik invented the e-cigarette to quit smoking—but now he's a dual user. *Guardian*. June 9, 2015. <https://www.theguardian.com/society/2015/jun/09/hon-lik-e-cigarette-inventor-quit-smoking-dual-user>. Accessed November 20, 2019.
13. Feldman EA, Yue C. E-cigarette regulation in China: the road ahead. *Univ PA Asian Law Rev*. 2016;11:409-438. <https://scholarship.law.upenn.edu/cgi/viewcontent.cgi?article=1010&context=alr>. Accessed November 20, 2019.
14. US Food and Drug Administration. The Family Smoking Prevention and Tobacco Control Act. <https://www.fda.gov/tobacco-products/rules-regulations-and-guidance/family-smoking-prevention-and-tobacco-control-act-overview>. Updated January 17, 2018. Accessed July 13, 2019.
15. Cahn Z, Siegel M. Electronic cigarettes as a harm reduction strategy for tobacco control: a step forward or a repeat of past mistakes? *J Public Health Policy*. 2011;32(1):16-31.
16. US Food and Drug Administration. Deeming tobacco products to be subject to the Food, Drug, and Cosmetic Act, as amended by the Family Smoking Prevention and Tobacco Control Act; regulations restricting the sale and distribution of tobacco products and required warning statements for tobacco product packages and advertisements. <https://www.fda.gov/media/97875/download>. Published May 2016. Accessed December 6, 2019.

17. American Academy of Family Physicians. Pharmacologic product guide: FDA-approved medications for smoking cessation. [https://www.aafp.org/dam/AAFP/documents/patient\\_care/tobacco/pharmacologic-guide.pdf](https://www.aafp.org/dam/AAFP/documents/patient_care/tobacco/pharmacologic-guide.pdf). Accessed November 20, 2019.
18. McNeill A, Brose LS, Calder R, Bauld L, Robson D; Public Health England. *Evidence Review of E-Cigarettes and Heated Tobacco Products 2018: A Report Commissioned by Public Health England*. [https://assets.publishing.service.gov.uk/government/uploads/system/uploads/attachment\\_data/file/684963/Evidence\\_review\\_of\\_e-cigarettes\\_and\\_heated\\_tobacco\\_products\\_2018.pdf](https://assets.publishing.service.gov.uk/government/uploads/system/uploads/attachment_data/file/684963/Evidence_review_of_e-cigarettes_and_heated_tobacco_products_2018.pdf). Published February 2018. Accessed December 6, 2019.
19. Zhu SH, Sun JY, Bonnevie E, et al. Four hundred and sixty brands of e-cigarettes and counting: implications for product regulation. *Tob Control*. 2014;23(suppl)(3):iii3-iii9.
20. Benmarhnia T, Pierce JP, Leas E, et al. Can e-cigarettes and pharmaceutical aids increase smoking cessation and reduce cigarette consumption? Findings from a nationally representative cohort of American smokers. *Am J Epidemiol*. 2018;187(11):2397-2404.
21. Alzahrani T, Pena I, Temesgen N, Glantz SA. Association between electronic cigarette use and myocardial infarction. *Am J Prev Med*. 2018;55(4):455-461.
22. Chun LF, Moazed F, Calfee CS, Matthay MA, Gotts JE. Pulmonary toxicity of e-cigarettes. *Am J Physiol Lung Cell Mol Physiol*. 2017;313(2):L193-L206.
23. Tang MS, Wu XR, Lee HW, et al. Electronic-cigarette smoke induces lung adenocarcinoma and bladder urothelial hyperplasia in mice. *Proc Natl Acad Sci U S A*. 2019;116(43):21727-21731.
24. Rubinstein ML, Delucchi K, Benowitz NL, Ramo DE. Adolescent exposure to toxic volatile organic chemicals from e-cigarettes. *Pediatrics*. 2018;141(4):e20173557.
25. Hess CA, Olmedo P, Navas-Acien A, Goessler W, Cohen JE, Rule AM. E-cigarettes as a source of toxic and potentially carcinogenic metals. *Environ Res*. 2017;152:221-225.
26. Abreu-Villaça Y, Seidler FJ, Tate CA, Slotkin TA. Nicotine is a neurotoxin in the adolescent brain: critical periods, patterns of exposure, regional selectivity, and dose thresholds for macromolecular alterations. *Brain Res*. 2003;979(1-2):114-128.
27. Chadi N, Hadland SE, Harris SK. Understanding the implications of the "vaping epidemic" among adolescents and young adults: a call for action. *Subst Abus*. 2019;40(1):7-10.

28. Babb S, Malarcher A, Schauer G, Asman K, Jamal A. Quitting smoking among adults— United States, 2000–2015. *MMWR Morb Mortal Wkly Rep.* 2017;65(52):1457–1464.
29. Benowitz NL, Burbank AD. Cardiovascular toxicity of nicotine: implications for electronic cigarette use. *Trends Cardiovasc Med.* 2016;26(6):515–523.
30. Malone RE. The race to a tobacco endgame. *Tob Control.* 2016;25(6):607–608.
31. World Health Organization. WHO Framework Convention on Tobacco Control. <https://apps.who.int/iris/bitstream/handle/10665/42811/9241591013.pdf;jsessionid=802283FCB53F93FED2F45D421E11EB5B?sequence=1>. Published 2005. Accessed November 6, 2019.
32. World Health Organization. WHO statement on Philip Morris funded Foundation for a Smoke-Free World. <https://www.who.int/news-room/detail/28-09-2017-who-statement-on-philip-morris-funded-foundation-for-a-smoke-free-world>. Published September 28, 2017. Accessed July 13, 2019.
33. Tobacco Tactics. Foundation for a Smoke-Free World. [https://tobaccotactics.org/index.php?title=Foundation\\_for\\_a\\_Smoke-Free\\_World](https://tobaccotactics.org/index.php?title=Foundation_for_a_Smoke-Free_World). Accessed November 20, 2019.
34. Foundation for a Smoke-Free World. Request for proposal: advancing industry transformation— Smoke-Free Index. [https://www.smokefreeworld.org/sites/default/files/uploads/board/smoke\\_index\\_rfp\\_0.pdf](https://www.smokefreeworld.org/sites/default/files/uploads/board/smoke_index_rfp_0.pdf). Accessed November 20, 2019.
35. Campaign for Tobacco-Free Kids. The facts about Philip Morris International: company is cause of the tobacco problem, not the solution. <https://www.tobaccofreekids.org/what-we-do/industry-watch/pmi-foundation/bad-acts>. Accessed November 20, 2019.
36. Ducharme J. A device that heats tobacco, but doesn't burn it, can now be sold in the US. Here's what to know about IQOS. *Time.* May 1, 2019. <https://time.com/5581008/iqos-tobacco-stick/>. Accessed November 20, 2019.
37. Center for Responsive Politics. Client profile: Philip Morris International. <https://www.opensecrets.org/federal-lobbying/clients/summary?cycle=2018&id=D000055403>. Accessed November 20, 2019.
38. Centers for Disease Control and Prevention. *Telephone Quitlines: A Resource for Development, Implementation, and Evaluation.* [https://www.cdc.gov/tobacco/quit\\_smoking/cessation/quitlines/pd](https://www.cdc.gov/tobacco/quit_smoking/cessation/quitlines/pd)



- [fs/quitlines.pdf](#). Published September 2004. Accessed November 20, 2019.
39. World Health Organization. Global health ethics: key issues. [https://apps.who.int/iris/bitstream/handle/10665/164576/9789240694033\\_eng.pdf?sequence=1](https://apps.who.int/iris/bitstream/handle/10665/164576/9789240694033_eng.pdf?sequence=1). Published 2015. Accessed November 20, 2019.
40. National Health Service (UK). Using e-cigarettes to stop smoking. <https://www.nhs.uk/live-well/quit-smoking/using-e-cigarettes-to-stop-smoking/>. Accessed September 29, 2019
41. Kennedy RD, Awopegba A, De León E, et al. Global approaches to regulating electronic cigarettes. *Tob Control*. 2017;26:440-445. <https://tobaccocontrol.bmj.com/content/26/4/440>. Accessed November 20, 2019.
42. Layden JE, Ghinai I, Pray I, et al. Pulmonary illness related to e-cigarette use in Illinois and Wisconsin—preliminary report [published online ahead of print September 6, 2019]. *New Engl J Med*.
43. Avins J. How to make sense of the vaping crisis. *Quartz*. October 4, 2019. <https://qz.com/1720450/will-flavor-bans-really-help-the-vaping-crisis/>. Accessed December 6, 2019.
44. CDC Health Alert Network. Severe pulmonary disease associated with using e-cigarette products. <https://emergency.cdc.gov/han/han00421.asp>. Accessed September 29, 2019.

**Thomas E. Novotny, MD, MPH, DSc (Hon)** is a professor emeritus of epidemiology and biostatistics at the San Diego State University School of Public Health. He previously served as assistant surgeon general and deputy assistant secretary for health in the US Department of Health and Human Services. He has published widely on tobacco control research, global health diplomacy, and public health policy, and he has served as an editor, contributor, and reviewer for Office of the Surgeon General reports on the health consequences of smoking.

**May C. I. van Schalkwyk, MBBS, MPH** is a doctoral student in public health and policy at the London School of Hygiene and Tropical Medicine and entered specialty training in August 2016 as a public health specialty registrar and a National Institute for Health Research Academic Clinical Fellow. She researches the corporate determinants of health and has published on the tobacco and alcohol industries. Her research interests include the relationship between the corporate determinants of health, equity, and social justice.

**Editor's Note**

The case to which this commentary is a response was developed by the editorial staff.

**Citation**

*AMA J Ethics.* 2020;22(2):E82-92.

**DOI**

10.1001/amajethics.2020.82.

**Conflict of Interest Disclosure**

Dr Novotny is a consultant with Truth Initiative, a nonprofit tobacco control research and advocacy organization, and the chief executive officer of the Cigarette Butt Pollution Project, a nonprofit charity dedicated to education, research, and advocacy on tobacco and the environment. Dr van Schalkwyk had no conflicts of interest to disclose.

*The people and events in this case are fictional. Resemblance to real events or to names of people, living or dead, is entirely coincidental. The viewpoints expressed in this article are those of the author(s) and do not necessarily reflect the views and policies of the AMA.*

## CASE AND COMMENTARY

### When Is a Suboptimal Approach to Cancer Screening Better Than None?

Ramy Sedhom, MD and Bishal Gyawali, MD, PhD

#### Abstract

Cancer care in low-resource regions is complex, as resources and infrastructure for cancer care and prevention are limited. Mortality rates for breast cancer in particular are higher in regions where treatments are unavailable, unaffordable, or cost ineffective. Clinical breast examination is a reasonable screening approach, although its effects on mortality have not yet been shown. This article recommends focusing on early detection of symptomatic disease (ie, downstaging) and treatment of early detected breast cancers with potentially curative strategies.

#### Case

Ms P, a 59-year-old woman who lives in a remote, low-income region, has worried about cancer ever since her mother died from metastatic breast cancer a year ago. As the family's sole income earner, she would not be able to support her children if she developed a serious illness. When visiting Dr A for her child's earache, she tells Dr A that she wishes she could get a mammogram so that any cancer could be detected and treated early.

There are only 2 clinics in the country where mammography is available, and Ms P has access to neither without making a long journey that she cannot afford. However, Dr A does have an ultrasound machine. Although ultrasound is generally not accepted as a way to screen for breast cancer,<sup>1</sup> Dr A has experience [using ultrasound in a variety of diagnostic and screening contexts](#),<sup>1</sup> and perhaps using it would ease Ms P's mind. Dr A wonders whether to offer to examine Ms P via ultrasound.

#### Commentary

The global burden of cancer—including breast cancer—is growing, with low-income countries (LICs) contributing to the majority of new breast cancer

cases and deaths.<sup>2,3</sup> Indeed, LICs now contribute to roughly 53% of global breast cancer incidence.<sup>3</sup> In addition, because the resources and infrastructure for cancer care and control are limited in LICs relative to high-income countries (HICs), the mortality rates for breast cancer are higher in LICs.<sup>4</sup> In fact, breast cancer remains the number one cancer killer among women in LICs.<sup>3</sup> Thus, the patient described in the vignette is appropriately concerned about her risk of breast cancer and her likely outcome, given that she resides in an LIC. However, whether screening is the appropriate solution remains a challenging question.

Screening for breast cancer in LICs presents a paradoxical dilemma. On the one hand, no screening would lead to increased odds of presentation at advanced-stage disease for which treatments are unavailable, unaffordable, and cost ineffective. On the other hand, LICs are not equipped to both implement a screening campaign effectively and deal with the downstream consequences of screening-detected lesions, most of which end up not being cancer.<sup>5</sup> Debate persists even about whether mammography screening is appropriate in HICs.<sup>6</sup> The United States Preventive Services Task Force (USPSTF) assigns a grade B recommendation for biennial mammogram screening for women aged 50 to 74 who are not at high risk.<sup>7</sup> (The USPSTF recommendation grades range from A (highest) to D (lowest), where grade B implies recommended service based on high certainty of moderate benefit or moderate certainty of moderate to substantial benefit.<sup>8</sup>) For the sake of discussion, let's assume this recommendation applies to women in LICs. Since Ms P is in this age group, should mammography screening be recommended, despite not being locally available? And should ultrasound screening be offered instead because she can't afford the journey for a mammogram? If neither is appropriate, what alternatives are there for Ms A's care?

### **Mammography in LICs**

For screening to be appropriate, it "must be acceptable, equitable, accessible, sustainable, and economically efficient for the target population."<sup>9</sup> The aim of a screening campaign for cancer thus could be different in low- and middle-income countries vs HICs. In resource-poor settings, focusing on mitigating symptomatic disease should be prioritized rather than, as in developed nations, focusing on cancer detection in asymptomatic women. For example, a cohort study from Uganda revealed that 77% of breast cancer patients at a national cancer hospital had advanced disease, defined as stage III or IV.<sup>10</sup> Thus, LICs should focus more on reducing advanced-stage diagnoses by using campaigns to educate women and to encourage symptomatic women to

come forward for diagnostic evaluation. For Ms P, living in an LIC, tumor detection at the earliest stage should be the clinical and ethical priority.

An important aspect of the debate about cancer screening in LICs is the effect of screening on all-cause mortality vs cancer mortality. For example, although mammography reduces breast cancer-related deaths among women in Ms P's age group,<sup>11</sup> overall life expectancy for women in LICs is less than that of HICs.<sup>12</sup> The upshot here is that, while it is important to address Ms P's concerns, it is also important to consider that screening mammography has failed to improve all-cause mortality, even in HICs.<sup>13</sup>

If we consider the costs, inconvenience, and inaccessibility of mammography in LICs, together with the infrastructure needed to implement it, there is arguably less justification to spend limited resources for this screen, given its limited evidence of effectiveness and potential for harm. In sum, the inconvenience of a mammogram could be justified for diagnostic purposes if Ms P has symptoms, but probably not for screening.

### **Ultrasound in LICs**

In general, as mentioned in the case, ultrasound is not recommended as a screening modality. Even when ultrasound is used as an adjunct to mammography, its effect on reducing breast-cancer mortality is uncertain, and screening with adjunct ultrasound actually increases false positives in women at high risk.<sup>14</sup>

For Ms P, there is a small chance that ultrasound would be helpful and a risk of harm of a false positive.

However, in deciding whether to offer Ms P ultrasound, we need to consider not only the evidence but also the economic context. Screening is not a one-time detection intervention; for a screening program to function well and be clinically and ethically justifiable, resources must be sufficient to respond to the downstream follow-up required for patients in whom a lesion is detected, including referral, confirmation diagnostics, and treatment. If Ms P's local center doesn't have mammography, it probably doesn't have sufficient resources for biopsy, surgery, radiation, and other procedures. Given the lack of follow-up capacity, the risk of harm from a false positive should be regarded as clinically and ethically prominent.

Previous cost-effectiveness studies suggest that treating stage I breast cancer is the best breast cancer control strategy for LICs.<sup>15,16</sup> Ideally, all cases

of breast cancer would be discovered early and referred to a surgeon. However, many LICs lack surgery, pathology, and radiation facilities. Nearly 80% of patients in LICs require surgical oncologic care, but 75% will not have timely access.<sup>17</sup> Other studies similarly show that women in LICs lack access to appropriate pathology and radiotherapy services.<sup>15,18,19</sup> How, then, should we advocate and care for patients like Ms P?

The goal of screening is not just to detect but to treat detected disease.<sup>6,20</sup> For Ms P, diagnosis and treatment will remain challenges, so is it ethically [appropriate to pursue tumor detection](#) if treatment is not available to her? A breast cancer diagnosis could cause distress, physical harm, and unknown downstream consequences. If appropriate clinical care for a detected lesion is unavailable, one could argue that it's not ethically justifiable to screen without capacity to treat.

### **Screening for Asymptomatic Disease vs Early Detection of Symptomatic Disease**

Diagnostic delay is an important cause of late-stage diagnosis for women in LICs. Previous studies have evaluated patient delays (lag from initial symptoms to presentation to a clinician) and clinician delays (lag from a patient's first presentation to diagnosis or treatment).<sup>21,22,23,24,25</sup> Patient delay can be due to a patient's lack of awareness of breast cancer symptoms, severity of disease progression, lack of access to a qualified clinician, or lack of financial means to pay for treatment.<sup>24,25,26,27,28</sup> Lack of breast cancer experience and knowledge among primary care clinicians and [quality deficiencies](#) in cancer care contribute to clinician delays in LICs, although this topic has been less extensively investigated.<sup>27</sup> We recommend as a national screening strategy that LICs prioritize early detection among patients with symptomatic disease to help reduce the kinds of delays just described. Interventions to reduce delays in care would increase the number of patients with potentially curable breast cancer who seek care and reduce breast cancer mortality while minimizing expenditure of limited resources. To address the needs of women like Ms P and the population needs of LICs, clinical breast examination (CBE) could be a reasonable middle-ground approach.<sup>6</sup>

Many women with breast cancer in LICs seek care when their cancers have progressed beyond curability.<sup>29</sup> Treating advanced disease is less hopeful and more expensive and requires complex infrastructure and the availability of multiple subspecialties. By contrast, treating women whose breast cancers are detected early can be done with less costly surgery, radiotherapy, and limited-time adjuvant treatment. CBE has been proposed by the International

Agency for Research on Cancer as an alternative to mammography to detect breast cancers at an earlier stage.<sup>30</sup> In Malaysia, for example, there was a 41.7% reduction in the proportion of patients presenting with advanced-stage breast cancer within 5 years of introducing a cancer surveillance program that included CBE screening.<sup>29</sup> In Indonesia, CBE was nearly as effective as mammography,<sup>31</sup> and, in India, annual CBE was estimated to be as effective as mammography but only half the cost.<sup>32,33</sup> Because detecting cancer at an early stage when treatment is more affordable is important for LICs, CBE can be an important tool of cancer control in LICs if implemented properly.

For Ms P, CBE would likely be more appropriate than mammography. Preliminary data from trials in low-income settings suggest that CBE screening can lead to downstaging of breast cancer, although its effect on mortality hasn't been shown.<sup>34,35</sup> Because a substantial proportion of women in LICs present with late-stage breast cancer,<sup>29,36</sup> for women like Ms P and others in LICs, downstaging is critical.

### Recommendations

The feasibility of CBE has been established in LICs.<sup>35,37</sup> Our argument is not that CBE is a good screening tool but that it is a **more pragmatic choice** than mammography in LICs. For screening programs to be effective and affordable, high-quality treatment must be available. Accordingly, socioeconomic and other barriers to treatment should be addressed as part of cancer control policy in LICs. In addition, what needs to be available are good pathology, surgery and radiotherapy, supportive care services, surveillance and monitoring systems, and a cancer registry. Screening without good follow-up care across the cancer continuum makes little clinical or ethical sense, as one could argue that resources devoted to breast cancer screening would be better spent on public and professional education such as tobacco cessation, alcohol control, and healthy diet and lifestyle promotion. We propose that health services in low-resource regions test CBE in a small district and monitor the program's feasibility, acceptability, effectiveness, and cost.

### References

1. Omidiji OA, Campbell PC, Iurhe NK, Atalabi OM, Toyobo OO. Breast cancer screening in a resource poor country: ultrasound versus mammography. *Ghana Med J*. 2017;51(1):6-12.
2. World Health Organization. Breast cancer: prevention and control. <https://www.who.int/cancer/detection/breastcancer/en/index1.html>. Accessed November 18, 2019.

3. GLOBOCAN 2018: counting the toll of cancer [editorial]. *Lancet*. 2018;392(10152):985.
4. American Cancer Society. Global cancer: facts & figures. 3rd ed. <https://documentcloud.adobe.com/link/track?uri=urn%3Aaaid%3Aacd%3AUS%3A4dcd11b8-b10c-46d2-b3ee-a938da3747f5>. Published 2015. Accessed November 18, 2019.
5. Vizcaino I, Gadea L, Andreo L, et al. Short-term follow-up results in 795 nonpalpable probably benign lesions detected at screening mammography. *Radiology*. 2001;219(2):475-483.
6. Gyawali B, Shimokata T, Honda K, Tsukuura H, Ando Y. Should low-income countries invest in breast cancer screening? *Cancer Causes Control*. 2016;27(11):1341-1345.
7. US Preventive Services Task Force. Final recommendation statement, breast cancer: screening. <https://www.uspreventiveservicestaskforce.org/Page/Document/RecommendationStatementFinal/breast-cancer-screening1>. Published January 2016. Accessed October 30, 2019.
8. US Preventive Services Task Force. Grade definitions. <https://www.uspreventiveservicestaskforce.org/Page/Name/grade-definitions>. Updated June 1, 2018. Accessed November 18, 2019.
9. Shah SC, Kayamba V, Peek RM, Heimbürger D. Cancer control in low- and middle-income countries: is it time to consider screening? *J Glob Oncol*. 2019;5:1-8.
10. Gakwaya A, Kigula-Mugambe JB, Kavuma A, et al. Cancer of the breast: 5-year survival in a tertiary hospital in Uganda. *Br J Cancer*. 2008;99(1):63-67.
11. Oeffinger KC, Fontham ET, Etzioni R, et al. Breast cancer screening for women at average risk: 2015 guideline update from the American Cancer Society. *JAMA*. 2015;314(15):1599-1614.
12. Bellanger M, Zeinomar N, Tehranifar P, Terry MB. Are global breast cancer incidence and mortality patterns related to country-specific economic development and prevention strategies? *J Glob Oncol*. 2018;4:1-16.
13. Nelson HD, Fu R, Cantor A, Pappas M, Daeges M, Humphrey L. Effectiveness of breast cancer screening: systematic review and meta-analysis to update the 2009 US Preventive Services Task Force recommendation. *Ann Intern Med*. 2016;164(4):244-255.
14. Health Quality Ontario. Ultrasound as an adjunct to mammography for breast cancer screening: a health technology assessment. *Ont Health Technol Assess Ser*. 2016;16(15):1-71.



15. Gelband H, Sankaranarayanan R, Gauvreau CL, et al. Costs, affordability, and feasibility of an essential package of cancer control interventions in low-income and middle-income countries: key messages from *Disease Control Priorities*, 3rd edition. *Lancet*. 2016;387(10033):2133-2144.
16. Groot MT, Baltussen R, Uyl-de Groot CA, Anderson BO, Hortobagyi GN. Costs and health effects of breast cancer interventions in epidemiologically different regions of Africa, North America, and Asia. *Breast J*. 2006;12(suppl 1):S81-S90.
17. Sullivan R, Alatisé OI, Anderson BO, et al. Global cancer surgery: delivering safe, affordable, and timely cancer surgery. *Lancet Oncol*. 2015;16(11):1193-1224.
18. Farmer P, Frenk J, Knaul FM, et al. Expansion of cancer care and control in countries of low and middle income: a call to action. *Lancet*. 2010;376(9747):1186-1193.
19. Rodin D, Jaffray D, Atun R, et al. The need to expand global access to radiotherapy. *Lancet Oncol*. 2014;15(4):378-380.
20. Gyawali B. Me, too. *J Glob Oncol*. 2016;2(3):99-104.
21. Chalkidou K, Marquez P, Dhillon PK, et al. Evidence-informed frameworks for cost-effective cancer care and prevention in low, middle, and high-income countries. *Lancet Oncol*. 2014;15(3):e119-e131.
22. Unger-Saldana K. Challenges to the early diagnosis and treatment of breast cancer in developing countries. *World J Clin Oncol*. 2014;5(3):465-477.
23. Sharma K, Costas A, Shulman LN, Meara JG. A systematic review of barriers to breast cancer care in developing countries resulting in delayed patient presentation. *J Oncol*. 2012;2012:121873.
24. Otieno ES, Micheni JN, Kimende SK, Mutai KK. Provider delay in the diagnosis and initiation of definitive treatment for breast cancer patients. *East Afr Med J*. 2010;87(4):143-146.
25. Clegg-Lampsey J, Dakubo J, Attobra YN. Why do breast cancer patients report late or abscond during treatment in Ghana? A pilot study. *Ghana Med J*. 2009;43(3):127-131.
26. Ibrahim NA, Oludara MA. Socio-demographic factors and reasons associated with delay in breast cancer presentation: a study in Nigerian women. *Breast*. 2012;21(3):416-418.
27. Pace LE, Mpunga T, Hategekimana V, et al. Delays in breast cancer presentation and diagnosis at two rural cancer referral centers in Rwanda. *Oncologist*. 2015;20(7):780-788.

28. Ukwenya AY, Yusufu LM, Nmadu PT, Garba ES, Ahmed A. Delayed treatment of symptomatic breast cancer: the experience from Kaduna, Nigeria. *S Afr J Surg*. 2008;46(4):106-110.
29. Devi BC, Tang TS, Corbex M. Reducing by half the percentage of late-stage presentation for breast and cervix cancer over 4 years: a pilot study of clinical downstaging in Sarawak, Malaysia. *Ann Oncol*. 2007;18(7):1172-1176.
30. Lauby-Secretan B, Loomis D, Straif K. Breast-cancer screening—viewpoint of the IARC Working Group. *N Engl J Med*. 2015;372(24):2353-2358.
31. Kardinah D, Anderson BO, Duggan C, Ali IA, Thomas DB. Short report: limited effectiveness of screening mammography in addition to clinical breast examination by trained nurse midwives in rural Jakarta, Indonesia. *Int J Cancer*. 2014;134(5):1250-1255.
32. Okonkwo QL, Draisma G, der Kinderen A, Brown ML, de Koning HJ. Breast cancer screening policies in developing countries: a cost-effectiveness analysis for India. *J Natl Cancer Inst*. 2008;100(18):1290-1300.
33. Mitra I, Mishra GA, Singh S, et al. A cluster randomized, controlled trial of breast and cervix cancer screening in Mumbai, India: methodology and interim results after three rounds of screening. *Int J Cancer*. 2010;126(4):976-984.
34. Sankaranarayanan R, Ramadas K, Thara S, et al. Clinical breast examination: preliminary results from a cluster randomized controlled trial in India. *J Natl Cancer Inst*. 2011;103(19):1476-1480.
35. Buribekova R, Shukurbekova I, Ilnazarova S, et al. Promoting clinical breast evaluations in a lower middle-income country setting: an approach toward achieving a sustainable breast health program. *J Glob Oncol*. 2018;4:1-8.
36. Bhoo-Pathy N, Yip CH, Hartman M, et al. Breast cancer research in Asia: adopt or adapt Western knowledge? *Eur J Cancer*. 2013;49(3):703-709.
37. Hassan LM, Mahmoud N, Miller AB, et al. Evaluation of effect of self-examination and physical examination on breast cancer. *Breast*. 2015;24(4):487-490.

**Ramy Sedhom, MD** is a medical oncology fellow at the Johns Hopkins Sidney Kimmel Comprehensive Cancer Center in Baltimore, Maryland. He attended Albany Medical College and completed his internal medicine residency training at Rutgers Robert Wood Johnson Medical School, where he graduated with distinction in research. He served as a chief resident prior to starting his

medical oncology fellowship and plans to complete additional training in hospice and palliative medicine. His clinical and research interests include cancer policy, palliative oncology, supportive care interventions for vulnerable patients with cancer, and genitourinary malignancies.

**Bishal Gyawali, MD, PhD** is a medical oncologist and scientist in the Division of Cancer Care and Epidemiology at Queen's University Cancer Research Institute in Kingston, Ontario, Canada, where he is also an assistant professor of public health sciences. He has previously served as a medical consultant for the not-for-profit Anticancer Fund and is an editorial board member for the *Journal of Global Oncology*. He is also the recipient of the 2020 Conquer Cancer-Bristol-Myers Squibb Global Oncology Young Investigator Award: Implementation Science to Address Oncology Care in Low- and Middle-Income Countries. He completed medical school at the Institute of Medicine in Nepal, attained a PhD from Nagoya University in Japan, and completed a fellowship in cancer policy at Harvard University. His clinical and research interests include cancer policy, global oncology, evidence-based oncology, financial toxicities of cancer treatment, clinical trial methods, and supportive care.

#### **Editor's Note**

The case to which this commentary is a response was developed by the editorial staff.

#### **Citation**

*AMA J Ethics*. 2020;22(2):E93-101.

#### **DOI**

10.1001/amajethics.2020.93.

#### **Conflict of Interest Disclosure**

The author(s) had no conflicts of interest to disclose.

*The people and events in this case are fictional. Resemblance to real events or to names of people, living or dead, is entirely coincidental. The viewpoints expressed in this article are those of the author(s) and do not necessarily reflect the views and policies of the AMA.*

Copyright 2020 American Medical Association. All rights reserved.  
ISSN 2376-6980

## HEALTH LAW

### Can International Patent Law Help Mitigate Cancer Inequity in LMICs?

Srividya Ragavan, SJD and Amaka Vanni, PhD

#### Abstract

Although low- and middle-income countries (LMICs) bear 75% of the cancer burden globally, their available resources to treat cancer constitute less than 5% of global health resources. This inequity makes it imperative to take appropriate measures to treat and prevent cancer in LMICs, which should include consideration of trade and patent policies. This article highlights some impediments to effective use of existing policies to promote access to treatment and prevention measures in LMICs and offers recommendations about next steps.

#### Introduction

Cancer incidence is rising globally, resulting in financial, physical, and emotional distress to families and burdening public health services. According to the World Health Organization (WHO), the global cancer burden was estimated to have risen from 14.1 million new cases in 2012 to 18.1 million new cases in 2018 and from 8.2 million deaths in 2012 to 9.6 million deaths in 2018.<sup>1</sup> Low- and middle-income countries (LMICs) bear 75% of cancer deaths.<sup>2</sup> Asia and Africa, for example, have a higher proportion of cancer deaths (7.3% and 57.3%, respectively) compared to their incidence (5.8% and 48.4%, respectively) than other countries due, in part, to enormous inequities in cancer treatment.<sup>3</sup> Indeed, the available resources to treat cancer in LMICs compose less than 5% of the global share of resources for cancer control.<sup>4</sup> Correspondingly, only 10% of children diagnosed with cancer in LMICs are cured compared with more than 80% of such children in high-income countries.<sup>4</sup> A WHO finding that less than 30% of low-income countries report having treatment services available compared to more than 90% of high-income countries underscores the enormous [inequities in cancer treatment](#) and access to cancer medications.<sup>5</sup> These disparities make it critical to focus cancer control efforts on LMICs.

In these countries, many new cancer medications are exorbitantly expensive relative to individual income. For example, one company's egregious original price tag of Rs 280 428 *per month* (about \$5000 at that time) for sorafenib tosylate, a drug for treating primary kidney cancer and advanced liver cancer, was nearly 5 times higher than the median *annual* income in India.<sup>6</sup> Like this drug, many cancer drugs are unaffordable for large number of patients diagnosed with cancer in poorer nations.

Efforts to effectively improve access to medicines by reducing costs of cancer medications should look to international trade agreements and, particularly, TRIPS flexibilities for compulsory license (explained below), which can (and should) be used to address health burdens, such as the HIV/AIDS epidemic. Just as in the case of an epidemic, efforts to address cancer should be mindful of the labor and economic loss that ensue when productive individuals are lost to disease. In order to be involved effectively in such efforts, the medical community must appreciate how international trade and patent prescriptions intersect with efforts to improve access to cancer medication, especially in LMICs where such access remains inadequate. The focus of this essay, therefore, is on how international patent law can help mitigate the cancer burden in LMICs.

### **Global Trade Policies and Cancer**

The inclusion of intellectual property (hereafter, IP) within the global trade framework<sup>7</sup> was a defining moment for [global access to medication](#). In broad terms, IP rights are legal tools designed to result in public benefit by promoting private rights. Thus, IP rights recognize innovations by awarding monopoly rights to the creator as a means to incentivize creativity. In 1995, when the Agreement on Trade-Related Aspects of Intellectual Property Rights (TRIPS agreement),<sup>8</sup> which forms a part of the larger World Trade Organization (WTO),<sup>9</sup> became effective, it required all member states to provide a 20-year term of protection for all pharmaceutical innovations. The [TRIPS agreement](#) provided limited flexibilities for countries to weigh IP rights against public health and developmental needs.<sup>8</sup> Specifically, Article 31 of the TRIPS agreement allows for compulsory license, a mechanism that permits a third party to produce a patented product or process without the consent of the patent owner. The patent owner still retains the right to the patent and receives royalties for the products made under the compulsory licence. However, this provision allows a sovereign government to authorize the licensing of a patent to produce a generic version of the drug, enabling greater access to it during a public health crisis.

Nevertheless, the inadequacies of the compulsory license during global public health crises—particularly the HIV/AIDS crisis—forced member states to adopt, in 2001, the Doha Declaration on the TRIPS Agreement and Public Health. The Doha Declaration affirms the *right* of member states to implement policies to enable access to medicines to address a national public health crisis.<sup>10</sup> Thus, Article 31 of the TRIPS agreement in conjunction with the Doha Declaration reaffirms the rights of sovereign nations to “protect public health and enhance access to medicines.”<sup>11</sup> Importantly, while the Doha Declaration reaffirmed member countries’ ability to compulsorily license a patent for the production of generic drugs to address a public health crisis, it underscored the existence of member countries that are unable to take advantage of the compulsory license because they lack the manufacturing capabilities to even produce generic medications. Hence, the WTO General Council, in 2005, adopted Article 31(bis),<sup>12</sup> which allows for export of generic drugs from member countries that can produce licensed medication to member countries that lack manufacturing facilities but need the medication. Through this provision, the TRIPS agreement allows nations to act either individually or as a regional group in granting compulsory licenses to export pharmaceutical products to member countries with insufficient or no manufacturing capacities. However, the definition of what constitutes a national public health crisis has remained contentious.<sup>13</sup>

To date, there has been limited use of compulsory licenses for cancer drugs. In fact, only 2 countries have issued compulsory licenses for cancer treatment to reduce the cost of medication. India’s first (and so far only) compulsory license was for sorafenib, a drug to treat kidney cancer,<sup>14</sup> and Thailand granted compulsory licenses over 3 cancer medications: erlotinib (for small cell lung cancer), letrozole (for early breast cancer) and docetaxel (for breast cancer).<sup>15</sup> Both countries cited the high cost of the patented drugs as the reason for issuing compulsory licenses to improve access to these medicines in their patient population.<sup>16</sup>

Despite their limited use, compulsory licenses in these countries were hugely contentious.<sup>17</sup> Specifically, both countries were unilaterally targeted by the United States through the Special 301 process, which identifies nations whose domestic IP laws and policies are perceived as creating market access barriers to US business interests. As a result, India and Thailand have featured in the Priority Watch Lists compiled annually by the Office of the US Trade Representative under Section 301 of the Trade Act of 1974 for having instituted legitimate health safeguards.<sup>18</sup> Unilateral US actions have been on

shaky legal grounds because the trade regime only provides for multilateral dispute settlement. That the United States, as a rule, unilaterally forces trade concessions from countries using negotiated flexibilities to alleviate a public health crisis has resulted in interventions by the WHO and the United Nations<sup>19</sup> in favor of countries that lack the same bargaining power as the United States. Nevertheless, US actions have made countries hesitant to use compulsory licenses to increase access by lowering the cost of cancer medications.<sup>20</sup>

Notwithstanding the TRIPS agreement's provision for compulsory licenses, other impediments from patent policies have stymied efforts to provide access to medication. Some examples of pharmaceutical patent-related impediments include evergreening<sup>21</sup> and the cost and use of public funds to create private property.<sup>22</sup> Additionally, barriers to competition from follow-on products during the postpatent period include provisions for data and market exclusivity for clinical trial data and provisions that act as a barrier to national interventions.<sup>23</sup> The following section discusses 2 issues that most affect access to cancer medications: data and market exclusivity provisions that affect national interventions (eg, preventive measures).

### **Patents and Cancer Prevention**

One of the important policy barriers to addressing cancer inequities concerns provisions for data exclusivity. Data exclusivity protects clinical trial data for a given period of time. Typically, the clinical trial data submitted by the innovator drug company is protected by separate data and market exclusivity periods that run parallel with the patent protection term.<sup>24</sup> During the term when *data* exclusivity prevails, competing generic drug companies cannot rely on clinical trial data to get approval for follow-on products. Thus, the data cannot be submitted to gain approval for a generic drug from the US Food and Drug Administration (FDA). During the term of *market* exclusivity, the FDA accepts applications but does not grant market approval for a generic manufacturer's drug, thus ensuring additional monopoly protections for the drug. Thus, data and market exclusivities work as an additional layer of protection over patents.

For manufacturers of innovator pharmaceuticals, protection of clinical trial data provides an additional economic opportunity in that it creates a new market for the clinical trial data. In the United States, a **biologics drug** that is important for treating cancer or autoimmune diseases, for example, can benefit from 20 years of patent protection and an additional 4 years of data exclusivity and 8 years of market exclusivity, resulting in a guarantee of a total

of 12 years of market exclusivity,<sup>25,26</sup> and the FDA grants new chemical entities a total data exclusivity period of up to 5 years.<sup>27</sup> The European Union currently allows 8 years of data exclusivity for the originator's preclinical and clinical test data.<sup>28</sup> Pharmaceutical companies have slowly increased the period of data exclusivity, however. In the United States, in addition to data and market exclusivity, there is paediatric exclusivity that runs for 6 months and an orphan drug exclusivity that runs for 7 years.<sup>29</sup> In fact, the United States had sought to extend exclusivity for data in its bilateral and regional agreements. For example, the United States-Mexico-Canada Agreement, sought a 10-year data exclusivity for new biologics, which would have represented an increase in the term of exclusivity for Mexico and Canada,<sup>30</sup> although the final text approved on December 13, 2019, does not include the 10-year exclusivity requirement."<sup>31</sup>

Importantly, extended data exclusivity periods may effectively provide market exclusivity for compounds that fail patent scrutiny and thus help maintain [high pharmaceutical prices](#) because even when a patent is declared invalid, access to data is unavailable for generics. So, if Company A has a drug whose active ingredient is found unpatentable, the drug falls into the public domain and hence should be available to the generic drug manufacturer. Nevertheless, on account of data exclusivity laws, the generic drug company will be prevented from using the clinical trial data to have its drug approved. Indirectly, this restriction results in awarding Company A market exclusivity even though it does not have any innovation in the market. Thus, with expensive medications such as cancer drugs, data exclusivity delays the entry of generic drugs into the market until the data protection period is over, and it indirectly allows the innovator pharmaceutical company to monopolize the market for even off-patent materials.

### **Conflict Between Global Trade and Cancer**

A recent dispute under the WTO's dispute settlement process involving several nations highlights the intersection between patents and trademarks as well as the importance of domestic interventions to efficiently preserve public health. In the Australia plain packaging case,<sup>32</sup> several countries disputed Australia's plain packaging laws. The law required that tobacco products not use logos, brand name, imagery, or promotional text on their packaging. The objective was to standardize the appearance of the packets to reduce the appeal of tobacco products and thereby prevent health consequences from smoking. The law is part of Australia's national comprehensive strategy to improve public health by reducing the use of, and exposure to, tobacco products. The complaining countries claimed that the



plain packaging requirements restricted trade and violated key aspects of the TRIPS agreement—particularly, the companies’ ability to protect and promote their trademarks. The complaint was that, in restricting the use of trademarks to preserve public health, Australia interfered with the IPs of the complainants. The WTO panel found that plain packaging requirements can and do make a meaningful contribution to Australia’s objective of curbing tobacco use and exposure in order to prevent cancer despite its violation of trademark rights.<sup>32</sup> The panel reiterated the importance of taking preventive measures to protect humans and prevent public health risks, given the extensive evidence of smoking as a key contributor to lung cancer.<sup>32</sup>

The Australian law provides a useful model for other countries interested in instituting such preventive measures. In fact, in 2016, the United Kingdom (UK) statutorily imposed plain packaging for tobacco products. The law came into force when the Supreme Court of the UK refused to consider an appeal by the tobacco industry against the law.<sup>33</sup> This case sheds light on how LMICs could align domestic public health objectives with emerging multilateral public health policies in the area of cancer prevention as well as cancer treatment.

### **Conclusion**

The past decade’s trade and patent policies have largely turned access to medication in LMICs into a luxury. Effective interventions for cancer treatment and prevention are thus needed in LMICs to reduce both human and financial costs of the cancer burden. Such interventions necessitate strategic policymaking and the inclusion of TRIPS flexibilities in proposed national legislation to enable the legislation’s passage and efficient implementation. Although the inclusion of flexibilities in the TRIPS agreement has led to increased access to cancer medications, data and market exclusivity continues to pose impediments to access. It is therefore imperative that policies to prevent and treat cancer employ many-pronged approaches, which should involve both the medical and the trade community. Importantly, the medical community’s interest in treating and preventing cancer should inform the global trade agenda. As interventions employed to tackle HIV/AIDS have shown, concerted and coordinated policy interventions can lead to desired results. The same should hold true for cancer. The bottom line is that the increased global incidence of cancer cries out for improved access to medications for cancer prevention and treatment.

### **References**

1. World Health Organization. Latest global cancer data: cancer burden rises to 18.1 million new cases and 9.6 million cancer deaths in 2018

- [press release]. Geneva, Switzerland: World Health Organization; 2018. <https://www.who.int/cancer/PRGlobocanFinal.pdf>. Accessed November 8, 2019.
2. Prager GW, Braga S, Bystricky B, et al. Global cancer control: responding to the growing burden, rising costs and inequalities in access. *ESMO Open*. 2018;3(2):e000285.
  3. Union for International Cancer Control. New global cancer data: GLOBOCAN 2018. <https://www.uicc.org/news/new-global-cancer-data-globocan-2018>. Updated June 7, 2019. Accessed November 18, 2019.
  4. World Health Organization. Pricing of cancer medicines and its impacts. <https://apps.who.int/iris/bitstream/handle/10665/277190/9789241515115-eng.pdf>. Published 2018. Accessed July 21, 2019.
  5. World Health Organization. Cancer. <https://www.who.int/en/news-room/fact-sheets/detail/cancer>. Published September 12, 2018. Accessed July 21, 2019.
  6. Kurian PK. *The Compulsory License Application From M/S Natco Pharma Ltd*. Mumbai, India: Indian Patent Office; 2011.
  7. Wooldridge A. The battle for brainpower. *Economist*. October 7, 2006. <https://www.economist.com/special-report/2006/10/07/the-battle-for-brainpower>. Accessed July 22, 2019.
  8. World Trade Organization. Agreement on trade-related aspects of intellectual property rights. [https://www.wto.org/english/docs\\_e/legal\\_e/27-trips.pdf](https://www.wto.org/english/docs_e/legal_e/27-trips.pdf). Effective January 1, 1995. Accessed December 11, 2019.
  9. United Nations. Marrakesh Agreement establishing the World Trade Organization. <https://treaties.un.org/doc/Publication/UNTS/Volume%201867/volume-1867-I-31874-English.pdf>. Adopted April 15, 1994. Accessed December 11, 2019.
  10. World Trade Organization. Declaration on the TRIPS agreement and public health. 4th WTO Ministerial Conference; November 9-14, 2001; Doha, Qatar. [https://www.wto.org/english/thewto\\_e/minist\\_e/min01\\_e/mindecl\\_trips\\_e.htm](https://www.wto.org/english/thewto_e/minist_e/min01_e/mindecl_trips_e.htm). Adopted November 14, 2001. Accessed December 11, 2019.
  11. World Health Organization. The Doha Declaration on the TRIPS agreement and public health. [https://www.who.int/medicines/areas/policy/doha\\_declaration/en/](https://www.who.int/medicines/areas/policy/doha_declaration/en/). Accessed November 8, 2019.

12. TRIPS Agreement—Article 31bis.  
[https://www.wto.org/english/res\\_e/publications\\_e/ai17\\_e/trips\\_ar\\_t31\\_bis\\_oth.pdf](https://www.wto.org/english/res_e/publications_e/ai17_e/trips_ar_t31_bis_oth.pdf). Accessed November 26, 2019.
13. Beall R, Kuhn R. Trends in compulsory licensing of pharmaceuticals since the Doha Declaration: a database analysis. *PLoS Med*. 2012;9(1):e1001154.
14. *Bayer Corporation v Natco Pharma Ltd*, Order No. 45/2013 (Intellectual Property Appellate Board, Chennai).
15. Lybecker K, Fowler E. Compulsory licensing in Canada and Thailand: comparing regimes to ensure legitimate use of the WTO rules. *J Law Med Ethics*. 2009;37(2):222-239.
16. Anh V. A shooting star for compulsory licensing: Thailand's licensing of medication for chronic diseases. In: Vanni A, Ragavan S, eds. *Mapping the Three Generations of Struggle to Access to Medicines Under the TRIPS Agreement*. New York, NY: Routledge. In press.
17. Stirner B, Thangaraj H. Learning from practice: compulsory licensing cases and access to medicines. *Pharm Pat Anal*. 2013;2(2):195-213.
18. Office of the United States Trade Representative. 2012 Special 301 report.  
[https://ustr.gov/sites/default/files/2012%20Special%20301%20Report\\_1.pdf](https://ustr.gov/sites/default/files/2012%20Special%20301%20Report_1.pdf). Published April 2012. Accessed October 2, 2019.
19. United Nations. Report of the United Nations Secretary General's High-Level Panel on Access to Medicines.  
<http://www.unsgaccessmeds.org/final-report>. Published September 2016. Accessed October 2, 2019.
20. Beall R, Kuhn R. Trends in compulsory licensing of pharmaceuticals since the Doha Declaration: a database analysis. *PLoS Med*. 2012;9(1):e1001154.
21. Correa CM; South Centre. Pharmaceutical innovation, incremental patenting and compulsory licensing.  
<http://apps.who.int/medicinedocs/documents/s21395en/s21395en.pdf>. Published September 2011. Accessed October 2, 2019.
22. Azoulay P, Graff Zivin JS, Li D, Sampat BN. *Public R&D Investments and Private-Sector Patenting: Evidence from NIH Funding Rules*.  
[https://www.hbs.edu/faculty/Publication%20Files/16-056\\_cc35774b-e18c-4c18-b9c9-a8dd7c12225f.pdf](https://www.hbs.edu/faculty/Publication%20Files/16-056_cc35774b-e18c-4c18-b9c9-a8dd7c12225f.pdf). Harvard Business School working paper 16-056. Published September 3, 2015. Accessed October 3, 2019.
23. Ragavan S. The drug debate: data exclusivity is the new way to delay generics. *Conn Law Rev Online*. 2018;50.

24. Ragavan S. The (re)newed barrier to access to medication: data exclusivity. *Akron Law Rev.* 2017;51(21):1163-1196.
25. Public Health Services Act, 42 USC §262(k) (2017).
26. Patient Protection and Affordable Care Act, Pub Law No. 111-148, §7001 Biologics Price Competition and Innovation Act of 2009, 124 Stat 119, 804 (2010).
27. Kimball J, Ragavan S, Vegas S. Reconsidering the rationale for the duration of data exclusivity [published online ahead of print October 5, 2019]. *McGeorge Law Rev.*
28. 't Hoen E, Boulet P, Baker B. Data exclusivity exceptions and compulsory licensing to promote generic medicines in the European Union: a proposal for greater coherence in European pharmaceutical legislation. *J Pharm Policy Pract.* 2017;10:19.
29. Federal Food, Drug, and Cosmetic Act, 21 USC §355(a) (2012).
30. Labonté R, Crosbie E, Gleeson D, McNamara C. USMCA (NAFTA 2.0): tightening the constraints on the right to regulate for public health. *Global Health.* 2019;15(1):35.
31. Office of the US Trade Representative. Agreement between the United States of America, the United Mexican States, and Canada 12/13/19 text. <https://ustr.gov/trade-agreements/free-trade-agreements/united-states-mexico-canada-agreement/agreement-between>. Accessed December 16, 2019.
32. World Trade Organization. Dispute Settlement DS467: Australia—certain measures concerning trademarks, geographical indications and other plain packaging requirements applicable to tobacco products and packaging. [https://www.wto.org/english/tratop\\_e/dispu\\_e/cases\\_e/ds467\\_e.htm](https://www.wto.org/english/tratop_e/dispu_e/cases_e/ds467_e.htm). Adopted August 27, 2018. Accessed July 25, 2019.
33. Johnston C. UK Supreme Court denies tobacco firms permission for plain packaging appeal. *Guardian.* April 11, 2017. <https://www.theguardian.com/society/2017/apr/11/uk-supreme-court-denies-tobacco-firms-permission-for-plain-packaging-appeal>. Accessed July 25, 2019.

**Srividhya Ragavan, SJD** is a professor of law at the Texas A&M University School of Law in Fort Worth and the author of *Patents and Trade Disparities in Developing Countries* (Oxford University Press, 2012). She served as a Fulbright Scholar in India and a Fulbright Specialist for the South Asia region. She received a BA LLB (honors) from the National Law School of India University in Bangalore, an LLM from King's College London, and an SJD from George Washington University Law School.

**Amaka Vanni, PhD** is the author of the forthcoming *Patent Games in the Global South: Pharmaceutical Patent Lawmaking in Brazil, India and Nigeria* (Hart Publishing). She received a BA (honors) from Keele University and LLM and PhD degrees from the University of Warwick. Her doctoral thesis won the 2018 SIEL/Hart Prize for an outstanding unpublished manuscript by an early career scholar in the field of international economic law.

**Citation**

*AMA J Ethics.* 2020;22(2):E102-111.

**DOI**

10.1001/amajethics.2020.102.

**Conflict of Interest Disclosure**

The author(s) had no conflicts of interest to disclose.

*The viewpoints expressed in this article are those of the author(s) and do not necessarily reflect the views and policies of the AMA.*

Copyright 2020 American Medical Association. All rights reserved.  
ISSN 2376-6980

## AMA CODE SAYS

### AMA Policies and *Code of Medical Ethics'* Opinions Related to Cancer Prevention in Low- and Middle-Income Countries

Andi Sirokman

#### Abstract

Cancer is the second leading cause of death globally. Death rates from cancer reflect global inequality; approximately 70% of deaths from cancers occur in low- and middle-income countries (LMICs). Due to high costs of cancer treatment and limited access to resources, these countries are unable to use treatment as a primary means for reducing cancer burden. Thus, redirecting focus from treatment to prevention in LMICs and considering prevention as a global public health imperative are critical. The AMA *Code of Medical Ethics* and policies can guide efforts to promote and support cancer prevention in LMICs.

#### Global Burden of Cancer Inequality

Cancer is the leading cause of death globally, accounting for about 1 in every 6 deaths.<sup>1</sup> Deaths from cancer reflect [global inequality](#), as approximately 70% of deaths from cancer occur in low- and middle-income countries (LMICs).<sup>1</sup> Increasing and already-high costs of cancer treatment, combined with a lack of access to resources, contribute to the highly concentrated burden of this disease in LMICs. These and other factors make it impossible for LMICs to use treatment as the primary means of reducing the cancer burden. Thus, shifting the focus from treatment to [prevention](#) in LMICs is critical to furthering this goal. Between 30% and 50% of cancers are preventable, but prioritizing prevention in these countries presents its own set of unique challenges.<sup>1</sup> The American Medical Association (AMA) *Code of Medical Ethics* offers guidance on disease prevention and health promotion that is applicable to addressing cancer in LMICs.

#### Preventive Medicine

Preventive medicine aims to protect, promote, and maintain the health of individuals, communities, and populations by taking steps to avert, rather than respond to, disease or sickness. The AMA is clear in its support of

preventive medicine and of cancer prevention in particular. AMA Policy H-425.997, "Preventive Services," states: "Our AMA encourages the development of policies and mechanisms to assure the continuity, coordination and continuous availability of patient care, including professional preventive care and early-detection screening services."<sup>2</sup>

Preventive medicine practice in LMICs presents unique challenges, however. AMA policies recommend that physicians and other health professionals become sufficiently familiarized with the country (or countries) in which the preventive services will be offered. AMA Policy H-425.984, "Clinical Preventive Services," states: "Practicing physicians should become familiar with authoritative clinical preventive services guidelines and routinely implement them as appropriate to the age, gender, and individual risk/environmental factors applicable to the patients in the practice at every opportunity."<sup>3</sup> Similarly, AMA Policy H-425.986, "Challenges in Preventive Medicine," states: "In concert with other groups, physicians should study local community needs, define appropriate public health objectives, and work toward achieving public health goals for the community."<sup>4</sup> Thus, in piloting programs to support cancer prevention in LMICs that are responsive to community needs, following Opinion 8.5, "Disparities in Health Care," physicians should "cultivate effective communication and trust by seeking to better understand factors that can influence patients' health care decisions, such as cultural traditions, health beliefs and health literacy, language or other barriers to communication and fears or misperceptions about the health care system."<sup>5</sup>

In addition, the AMA *Code* states that preventive services being considered should be supported by evidence of improved outcomes or quality of life and should be **cost effective**.<sup>2</sup> Since studies do indeed show that services that help to prevent cancer improve both outcomes and quality of life,<sup>1</sup> developing and implementing cancer prevention services in LMICs that are cost effective is crucial to reducing premature cancer mortality.<sup>1</sup> To further these efforts, physicians should "support research that examines health care disparities, including research on unique health needs of all genders, ethnic groups, and disadvantaged populations, and on developing quality measures and resources to help reduce disparities."<sup>5</sup>

### **Health Promotion**

Supporting cancer prevention efforts everywhere, and especially in LMICs, is a duty of everyone in health care. Opinion 8.11, "Health Promotion and Preventive Care," emphasizes and expands on this idea by stating:

Medicine and public health share an ethical foundation stemming from the essential and direct role that health plays in human flourishing. While a physician's role tends to focus on diagnosing and treating illness once it occurs, physicians also have a professional commitment to prevent disease and promote health and well-being for their patients and the community.... Health promotion should be a collaborative, patient-centered process that promotes trust and recognizes patients' self-directed roles and responsibilities in maintaining health.<sup>6</sup>

Opinion 8.11 offers more specific guidance for physicians. It asserts that individual physicians should:

- (a) Keep current with preventive care guidelines that apply to their patients and ensure that the interventions they recommend are well supported by the best available evidence.
- (b) Educate patients about relevant modifiable risk factors.
- (c) Recommend and encourage patients to have appropriate vaccinations and screenings.
- (d) Encourage an open dialogue regarding circumstances that may make it difficult to manage chronic conditions or maintain a healthy lifestyle, such as transportation, work and home environments, and social support systems.
- (e) Collaborate with the patient to develop recommendations that are most likely to be effective.
- (f) When appropriate, delegate health promotion activities to other professionals or other resources available in the community who can help counsel and educate patients.
- (g) Consider the health of the community when treating their own patients and identify and notify public health authorities if and when they notice patterns in patient health that may indicate a health risk for others.
- (h) Recognize that modeling health behaviors can help patients make changes in their own lives.<sup>6</sup>

Additionally, it states that, collectively, physicians should:

- (i) Promote training in health promotion and disease prevention during medical school, residency and in continuing medical education.
- (j) Advocate for healthier schools, workplaces and communities.
- (k) Create or promote healthier work and training environments for physicians.
- (l) Advocate for community resources designed to promote health and provide access to preventive services.
- (m) Support research to improve the evidence for disease prevention and health promotion.<sup>6</sup>

The selections from the AMA *Code* featured here speak broadly to preventive medicine and [health promotion](#) and offer guidance on responding to ethical challenges associated specifically with cancer prevention in LMICs.

## References

1. World Health Organization. Cancer key facts.  
<https://www.who.int/news-room/fact-sheets/detail/cancer>.  
Published September 12, 2019. Accessed July 23, 2019.



2. American Medical Association. Preventive services H-425.997. <https://policysearch.ama-assn.org/policyfinder/detail/H-425.997?uri=%2FAMADoc%2FHOD.xml-0-3771.xml>. Accessed July 31, 2019.
3. American Medical Association. Clinical preventive services H-425.984. <https://policysearch.ama-assn.org/policyfinder/detail/H-425.984?uri=%2FAMADoc%2FHOD.xml-0-3758.xml>. Accessed July 31, 2019.
4. American Medical Association. Challenges in preventive medicine H-425.986. <https://policysearch.ama-assn.org/policyfinder/detail/H-425.986?uri=%2FAMADoc%2FHOD.xml-0-3760.xml>. Accessed July 31, 2019.
5. American Medical Association. Opinion 8.5 Disparities in health care. <https://www.ama-assn.org/delivering-care/ethics/disparities-health-care>. Accessed July 31, 2019.
6. American Medical Association. Opinion 8.11 Health promotion and preventive care. <https://www.ama-assn.org/delivering-care/ethics/health-promotion-and-preventive-care>. Accessed July 31, 2019.

**Andi Sirokman** graduated from Marquette University with a degree in philosophy. She is currently working toward a PhD in philosophy at the University of Wisconsin-Madison.

#### Citation

*AMA J Ethics*. 2020;22(2):E112-115.

#### DOI

10.1001/amajethics.2020.112.

#### Conflict of Interest Disclosure

The author(s) had no conflicts of interest to disclose.

*The viewpoints expressed in this article are those of the author(s) and do not necessarily reflect the views and policies of the AMA.*

Copyright 2020 American Medical Association. All rights reserved.  
ISSN 2376-6980

## STATE OF THE ART AND SCIENCE

### Why Consider Self-Sampling for Cervical Cancer Screening in Low- and Middle-Income Countries?

Victoire Fokom Defo, MD and Joël Fokom Domgue, MD, MPH

#### Abstract

Molecular detection of high-risk human papillomavirus (HPV) in genital cells is being widely endorsed as a preferred tool for cervical cancer screening globally. In low- and middle-income countries (LMICs) where cervical cancer remains a leading killer, HPV testing is an appealing, accessible alternative to traditional cytology (ie, Pap smear) screening that enables women to self-collect specimens. This article examines self-sampling and its suitability as a strategy for cervical cancer prevention in LMICs that would promote equitable access to cervical cancer screening.

#### Introduction

Cervical cancer is preventable but remains one of the most commonly diagnosed cancers around the world.<sup>1</sup> More than 85% of new cases occur in low- and middle-income countries (LMICs), which bear 90% of the burden of cervical cancer mortality,<sup>2</sup> primarily due to low coverage rates for cervical cancer screening services.<sup>3</sup> Since cervical cancer is preceded by infection with high-risk strains of the human papillomavirus (HPV), screening tests have been developed to detect the presence of these [high-risk HPV types](#) in cervical cells. HPV testing is more sensitive than the traditional cervical cancer screening modality, cytology (ie, Pap smear),<sup>4</sup> which has been successfully used to reduce the burden of cervical cancer in high-income countries. Compared to cytology, HPV testing is less resource intensive and can be done using either a clinician-collected cervical swab or a specimen collected by the woman (self-sampling).

HPV self-sampling is an innovative technique for cervical cancer screening that empowers women by allowing them to collect their own specimen in private, at a time and place of their choosing and when and where they are comfortable. It has the potential to overcome many of the identified barriers

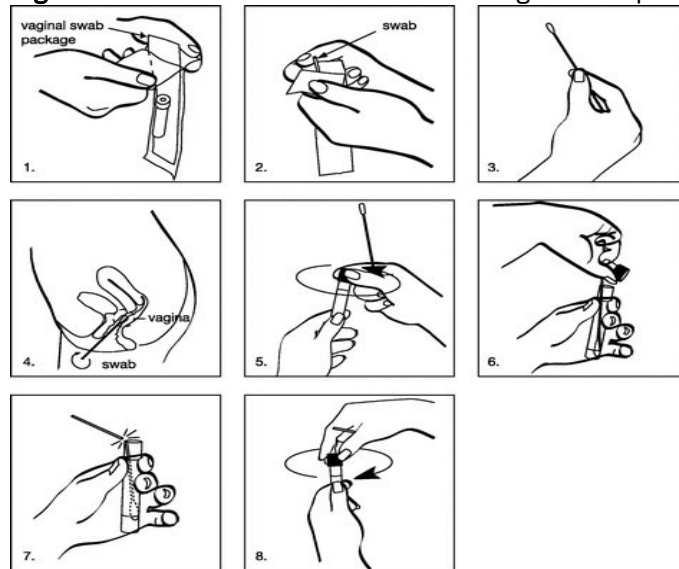
to accessing cytology in LMICs. Specifically, self-sampling removes the need for a pelvic exam, clinic setting, and a trained clinician.<sup>5,6</sup> This strategy not only is acceptable to both women and clinicians but also is adapted to hard-to-reach and rural communities with limited transportation options and distant health facilities.<sup>7</sup> As a result, it can potentially improve access to and uptake of screening, particularly among underscreened women and LMIC populations.<sup>5,8</sup> In view of the above, HPV self-sampling might reduce social inequalities in access to cervical screening services.

Nevertheless, HPV self-sampling in LMICs might be associated with a number of ethical challenges, including concerns about autonomy, opportunity costs, and limited health care resources. For implementation of HPV self-sampling screening programs in LMICs to be successful, it is imperative to understand and address the opportunities and challenges of self-sampling so as to realize its substantial benefit to women's health while limiting its potential harms.

### **Specimen Collection and Results Disclosure**

In the context of cervical cancer screening, the procedure for self-sampling is simple and does not require specific training (see Figure 1). Briefly, the woman is given a kit containing the necessary tools for self-collection, including a swab (or brush), a tube, and an envelope or zipper storage bag. To perform self-sampling, she chooses a private place (at home or at work) where she feels comfortable, takes off her underwear, and puts one leg on a chair or bench. She then holds the free end of the swab's handle and gently pushes the other end to the top of the vagina. When the swab is inserted in her vagina, the woman turns the handle 2 or 3 turns, then removes the swab completely from her vagina, puts it into the tube, snaps the swab handle to break it, and caps the tube. Finally, she puts the tube into the envelope and seals it. The sealed envelope is either mailed to the laboratory or handed to a community health worker or health care practitioner who takes it to the lab. The procedure is easy and does not take more than 2 to 3 minutes. Generally, the laboratory is owned or equipped by the institution or entity that sponsors the cervical cancer screening program. In most Latin American and Asian countries, the implementation of HPV screening programs is mainly supported by governments,<sup>9,10</sup> while in Africa, these programs are usually supported by nongovernmental organizations and research funds.<sup>11</sup>

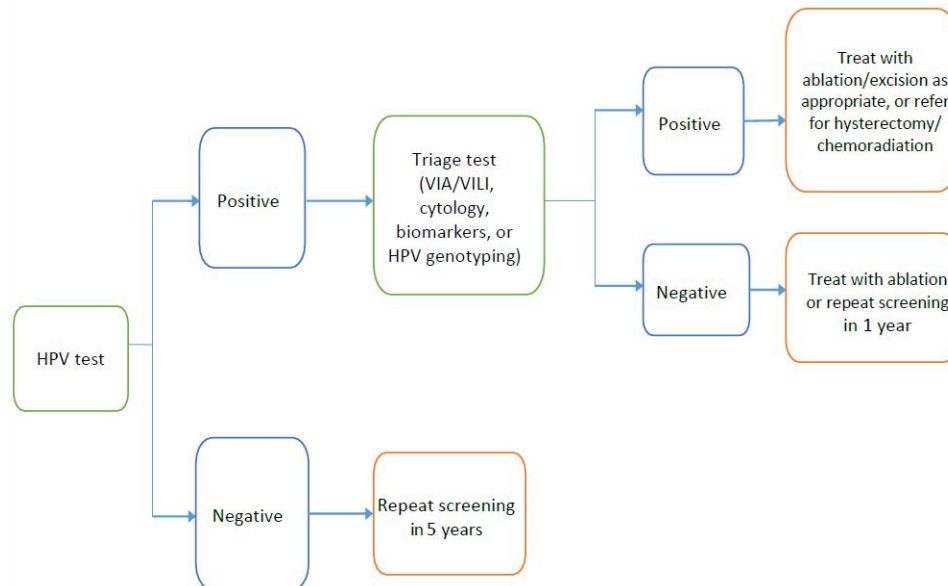
**Figure 1.** Procedure for Self-Collected Vaginal Sampling



<sup>a</sup>Reprinted with permission from Wolters Kluwer.<sup>12</sup>

Processing and disclosing the results takes several steps (see Figure 2). In the lab, the technician processes the specimen contained in the tube, then runs the HPV test using an automated machine that provides results after a couple of hours (for rapid HPV analyzers). When the analysis is complete, the lab technician reads the result (positive or negative), which is returned to the woman via mail or through the community health worker or her health care practitioner. In any case, the screening result is generally accompanied by an interpretation of the result with recommendations about next steps. In the context of primary screening, a negative HPV test result indicates that the woman is at very low risk of developing cervical cancer within the next decade. She is therefore advised to repeat the test after 5 to 10 years. A positive HPV test result indicates that the woman has acquired the virus responsible for cervical cancer and might require further evaluation in a health care facility. Depending on the resources available and the appearance of the cervix, she might benefit from immediate treatment (with ablation or excisional therapy) or undergo additional workup, ie, a triage test—visual inspection with acetic acid (VIA) or visual inspection with Lugol’s iodine (VILI), cytology, biomarkers like OncoE6, or HPV genotyping—which may be complemented by colposcopy and/or biopsy (if available) to determine if she has a cervical precancerous or cancerous lesion that requires immediate treatment.

**Figure 2.** Proposed Cervical Screening and Treatment Algorithm With Primary HPV Testing for LMICs<sup>13</sup>



HPV indicates human papillomavirus; VIA, visual inspection with acetic acid; VILI, visual inspection with Lugol's iodine.

### Merits and Drawbacks of HPV Self-Sampling

*Potential benefits.* Self-sampling for cervical cancer screening might offer many benefits to women in LMICs. By respecting women's privacy, self-sampling might encourage screening participation in underscreened populations and in LMICs. Although cancer screening consultation is generally sensitive, self-sampling allows for screening without undergoing pelvic examination. It has been reported that lack of privacy for women is one of the important reasons behind forgoing screening in LMICs.<sup>14</sup> Further perceived barriers to screening include fear and shame, especially when it would involve unnecessary exposure of private parts in the presence of male health care practitioners,<sup>14</sup> which might negatively impact women's self-confidence. Women also need to be assured that the privacy of their results is maintained.<sup>15</sup> Interestingly, HPV testing (especially polymerase chain reaction-based assays) was found to be as accurate on self-collected specimens as on clinician-collected specimens,<sup>16,17</sup> suggesting that women can effectively replace health care practitioners in collecting samples for HPV testing. Health care practitioners, after adequate training and supervision, can safely provide management and follow-up of HPV positive women in primary care settings.<sup>7,18</sup>

Efforts to create awareness of [women's privacy rights](#) should be directed at both women and clinicians. First, educational interventions aimed at raising women's awareness of their duties and rights should be fostered in LMICS. Second, appropriate training of community health workers and health care practitioners would improve their understanding of patients' rights to access and control information. Third, national or regional guidelines on cervical cancer prevention in LMICs should highlight policies that govern women's privacy.

Other benefits of self-sampling for cervical cancer screening in LMICs include (1) superior clinical performance of HPV test compared to cytology or visual screening methods (VIA/VILI), allowing for the proper detection of cases of cervical cancer precursors; (2) potentially longer time interval between screening rounds (from 2 to 3 years with cytology or VIA/VILI to 5 years or more with HPV test), and (3) initiating screening at an older age (21 to 25 years with cytology or VIA/VILI vs 30 to 35 years with HPV testing), thereby reducing the number of screening rounds in a woman's lifetime.<sup>19</sup> Moreover, self-collected HPV testing has proven to be more cost effective than cytology in LMICs.<sup>20,21</sup> Of note, in most limited-resource settings, women do not have health insurance, and health care expenditures are often paid out of pocket. For all these reasons, self-sampling is of value in LMICs, where unfamiliarity with the screening concept, lack of time, need for spousal permission, fear of financial burden, and fear of social marginalization are known obstacles to cervical cancer screening.<sup>7,22</sup>

Screening with HPV self-sampling is thus considered to be one of the most practical approaches for early detection of cervical cancer in LMICs, and it is the most effective in reducing the burden of disease at an affordable cost.<sup>19,20,21</sup> Ethically, providing self-sampling as an alternative to other screening programs for prevention of cervical cancer in LMICs is a significant and reasonable act of beneficence.

*Potential limitations.* There are also potential limitations to adopting HPV self-sampling for cervical cancer screening in LMICs. Due to the high sensitivity of HPV testing, there is concern that it might lead to the over-detection of cervical dysplasia and thus [unnecessary interventions](#) (such as needless treatment, colposcopy, and/or biopsy) for both transient HPV infections and less serious cervical lesions that would have otherwise resolved on their own, subjecting those affected to unnecessary physical and mental burdens.<sup>23</sup> This consideration is of utmost importance in LMICs, where there is a shortage of follow-up and treatment facilities as well as a lack of

trained clinicians who can adequately manage and support HPV positive women.<sup>24</sup> Thus, educating patients and practitioners and to some extent reinforcing health care infrastructures are major components of implementing HPV self-sampling in LMICs.

In addition to the HPV test's potential for false positive results, HPV self-sampling poses potential challenges to the workflow of clinicians and laboratory specialists.<sup>25</sup> The introduction of self-sampling might change the makeup of the services and workforce required in already resource-constrained settings. Indeed, facilities equipped with HPV machines might require (1) lab technicians who are trained to run the test and report the results; (2) community health workers who have been trained to properly explain the self-sampling procedure, adequately transport the self-collected specimens to the laboratory, and appropriately interpret and disclose the HPV results to women in the community; and (3) skilled clinicians to manage and follow up with women who tested positive. Implementing these changes would require decision makers to discuss and choose to respect the rights of women in LMICs to equal and appropriate treatment.

The fact that HPV is mainly transmitted through sexual contact might also affect how women interpret the screening results in ways that cause harm. While a negative HPV result might be perceived as a sign of reproductive health, some women who receive a negative test result (especially those with multiple previous or concurrent sexual partners) might consider themselves as being less vulnerable to the virus, and this false belief could induce them to engage in more risky sexual behaviors. Conversely, women might fear that a positive HPV test would bring them shame, blame, and even abandonment by their husbands and families, so some might prefer not to know the test result because of their fear of a positive result.<sup>26,27</sup> Furthermore, women in patriarchal societies might [fear the stigma](#) associated with a positive result; for example, they might worry about male partners suspecting them of having other sexual partners.

Developing culturally appropriate messages and educational materials aimed at mitigating women's feelings of guilt when HPV positive or feelings of invincibility when HPV negative might encourage women to participate in cervical cancer screening and might decrease the stigma of treatment. Such health promotion messages through face-to-face education with pictures and diagrams and through local media need to be aimed at both women and men.

## Conclusion

HPV self-sampling as a global strategy for cervical cancer prevention is more respectful of women's privacy and more accepted and cost effective than cytology and visual screening, and it has the potential to reduce social inequalities in access to screening in LMICs. However, it is associated with a number of policy and ethical concerns, including issues related to privacy of information, disclosure and interpretation of results, and potential harms of screening. These considerations need to be accounted for to successfully introduce self-sampling for cervical cancer screening at the community level in LMICs.

## References

1. Ginsburg O, Bray F, Coleman MP, et al. The global burden of women's cancers: a grand challenge in global health. *Lancet*. 2017;389(10071):847-860.
2. Bray F, Ferlay J, Soerjomataram I, Siegel RL, Torre LA, Jemal A. Global cancer statistics 2018: GLOBOCAN estimates of incidence and mortality worldwide for 36 cancers in 185 countries. *CA Cancer J Clin*. 2018;68(6):394-424.
3. Denny L. Control of cancer of the cervix in low- and middle-income countries. *Ann Surg Oncol*. 2015;22(3):728-733.
4. Ronco G, Giorgi-Rossi P, Carozzi F, et al. Efficacy of human papillomavirus testing for the detection of invasive cervical cancers and cervical intraepithelial neoplasia: a randomised controlled trial. *Lancet Oncol*. 2010;11(3):249-257.
5. Arrossi S, Thouyaret L, Herrero R, et al. Effect of self-collection of HPV DNA offered by community health workers at home visits on uptake of screening for cervical cancer (the EMA study): a population-based cluster-randomised trial. *Lancet Glob Health*. 2015;3(2):e85-e94.
6. Crosby RA, Hagensee ME, Vanderpool R, et al. Community-based screening for cervical cancer: a feasibility study of rural Appalachian women. *Sex Transm Dis*. 2015;42(11):607-611.
7. Fokom Domgue J, Ngalla C, Kakute P, et al. Feasibility of a community-based cervical cancer screening with "test and treat" strategy using self-samples for HPV testing: experience from rural Cameroon, Africa [published online ahead of print October 21, 2019]. *Int J Cancer*.
8. Racey CS, Withrow DR, Gesink D. Self-collected HPV testing improves participation in cervical cancer screening: a systematic review and meta-analysis. *Can J Public Health*. 2013;104(2):e159-e166.
9. Jeronimo J, Holme F, Slavkovsky R, Camel C. Implementation of HPV testing in Latin America. *J Clin Virol*. 2016;76(suppl 1):S69-S73.



10. Gupta R, Gupta S, Mehrotra R, Sodhani P. Cervical cancer screening in resource-constrained countries: current status and future directions. *Asian Pac J Cancer Prev*. 2017;18(6):1461-1467.
11. Tsu VD, Njama-Meya D, Lim J, Murray M, de Sanjose S. Opportunities and challenges for introducing HPV testing for cervical cancer screening in sub-Saharan Africa. *Prev Med*. 2018;114:205-208.
12. Chernesky M, Hook EW III, Martin DH, et al. Women find it easy and prefer to collect their own vaginal swabs to diagnose Chlamydia trachomatis or Neisseria gonorrhoeae infections. *Sex Trans Dis*. 2005;32(12):729-733.
13. World Health Organization. WHO guidelines for screening and treatment of precancerous lesions for cervical cancer prevention. Geneva, Switzerland: World Health Organization; 2013.  
[https://apps.who.int/iris/bitstream/handle/10665/94830/9789241548694\\_eng.pdf?sequence=1](https://apps.who.int/iris/bitstream/handle/10665/94830/9789241548694_eng.pdf?sequence=1). Accessed November 27, 2019.
14. Allen-Leigh B, Uribe-Zuniga P, Leon-Maldonado L, et al. Barriers to HPV self-sampling and cytology among low-income indigenous women in rural areas of a middle-income setting: a qualitative study. *BMC Cancer*. 2017;17(1):734.
15. Chigbu CO, Aniebue U. Why southeastern Nigerian women who are aware of cervical cancer screening do not go for cervical cancer screening. *Int J Gynecol Cancer*. 2011;21(7):1282-1286.
16. Polman NJ, Ebisch RMF, Heideman DAM, et al. Performance of human papillomavirus testing on self-collected versus clinician-collected samples for the detection of cervical intraepithelial neoplasia of grade 2 or worse: a randomised, paired screen-positive, non-inferiority trial. *Lancet Oncol*. 2019;20(2):229-238.
17. Arbyn M, Smith SB, Temin S, Sultana F, Castle P; Collaboration on Self-Sampling and HPV Testing. Detecting cervical precancer and reaching underscreened women by using HPV testing on self samples: updated meta-analyses. *BMJ*. 2018;363:k4823.
18. Ginsburg O, Badwe R, Boyle P, et al. Changing global policy to deliver safe, equitable, and affordable care for women's cancers. *Lancet*. 2017;389(10071):871-880.
19. Fokom Domgue J, Valea FA. Is it relevant to keep advocating visual inspection of the cervix with acetic acid for primary cervical cancer screening in limited-resource settings? *J Glob Oncol*. 2018;4:1-5.
20. Campos NG, Mvundura M, Jeronimo J, Holme F, Vodicka E, Kim JJ. Cost-effectiveness of HPV-based cervical cancer screening in the public health system in Nicaragua. *BMJ Open*. 2017;7(6):e015048.

21. Termrungruanglert W, Khemapech N, Tantitamit T, Sangrajang S, Havanond P, Laowahutanont P. Cost-effectiveness analysis study of HPV testing as a primary cervical cancer screening in Thailand. *Gynecol Oncol Rep.* 2017;22:58-63.
22. Brandt T, Wubneh SB, Handebo S, et al. Genital self-sampling for HPV-based cervical cancer screening: a qualitative study of preferences and barriers in rural Ethiopia. *BMC Public Health.* 2019;19(1):1026.
23. Hoste G, Vossaert K, Poppe WA. The clinical role of HPV testing in primary and secondary cervical cancer screening. *Obstet Gynecol Int.* 2013;2013:610373.
24. Denny L, de Sanjose S, Mutebi M, et al. Interventions to close the divide for women with breast and cervical cancer between low-income and middle-income countries and high-income countries. *Lancet.* 2017;389(10071):861-870.
25. Fokom-Domgue J, Vassilakos P, Petignat P. Is screen-and-treat approach suited for screening and management of precancerous cervical lesions in sub-Saharan Africa? *Prev Med.* 2014;65:138-140.
26. Were E, Nyaberi Z, Buziba N. Perceptions of risk and barriers to cervical cancer screening at Moi Teaching and Referral Hospital (MTRH), Eldoret, Kenya. *Afr Health Sci.* 2011;11(1):58-64.
27. Dabash R, Vajpayee J, Jacob M, et al. A strategic assessment of cervical cancer prevention and treatment services in 3 districts of Uttar Pradesh, India. *Reprod Health.* 2005;2:11.

**Victoire Fokom Defo, MD** is a resident in the Department of Microbiology, Haematology, Parasitology and Infectious Diseases in the Faculty of Medicine and Biomedical Sciences at the University of Yaoundé in Cameroon. She has been actively involved in the evaluation of the clinical performance of “non-Pap” tools for primary cervical cancer screening in Africa, including HPV testing, and has extensive training and experience in self-sampling education and in running HPV tests in the lab. She has also served as clinical coordinator for and is involved in a number of HIV- and HPV-related projects aiming at assessing cutting-edge and simplified therapies that might be suited for limited-income settings.

**Joël Fokom Domgue, MD, MPH** is a gynecologist, public health specialist, and fellow at the University of Texas MD Anderson Cancer Center, where his work focuses on understanding the multilevel factors associated with cervical cancer screening inequities and low HPV vaccination uptake in the United States. He has more than 12 years of clinical, research, and training

experience in Africa, Europe, and the United States, and he has led the design and implementation of innovative HPV-based cervical cancer screening strategies in limited-resource settings, coordinated the establishment of effective educational programs to enable clinicians to properly address cervical cancer in their communities, and contributed to the evaluation of new, lower-cost, and rapid HPV tests for use in high-burden settings.

**Citation**

*AMA J Ethics.* 2020;22(2):E116-125.

**DOI**

10.1001/amajethics.2020.116.

**Conflict of Interest Disclosure**

The author(s) had no conflicts of interest to disclose.

*The viewpoints expressed in this article are those of the author(s) and do not necessarily reflect the views and policies of the AMA.*

Copyright 2020 American Medical Association. All rights reserved.  
ISSN 2376-6980

## **POLICY FORUM: PEER-REVIEWED ARTICLE**

### **How Should Cervical Cancer Prevention Be Improved in LMICs?**

Weyinshet Gossa, MD, MPH and Michael D. Fetters, MD, MPH, MA

#### **Abstract**

Cervical cancer has become rare in high-income countries but is a leading cause of mortality among women in low- and middle-income countries (LMICs). This inequity is due to economic, social, and cultural factors and should be seen as an epidemiological tragedy. This article examines ethical considerations that should compel policymakers and international donors to prioritize cervical cancer prevention in LMICs.

*To claim one AMA PRA Category 1 Credit™ for the CME activity associated with this article, you must do the following: (1) read this article in its entirety, (2) answer at least 80 percent of the quiz questions correctly, and (3) complete an evaluation. The quiz, evaluation, and form for claiming AMA PRA Category 1 Credit™ are available through the [AMA Ed Hub™](#).*

#### **Introduction**

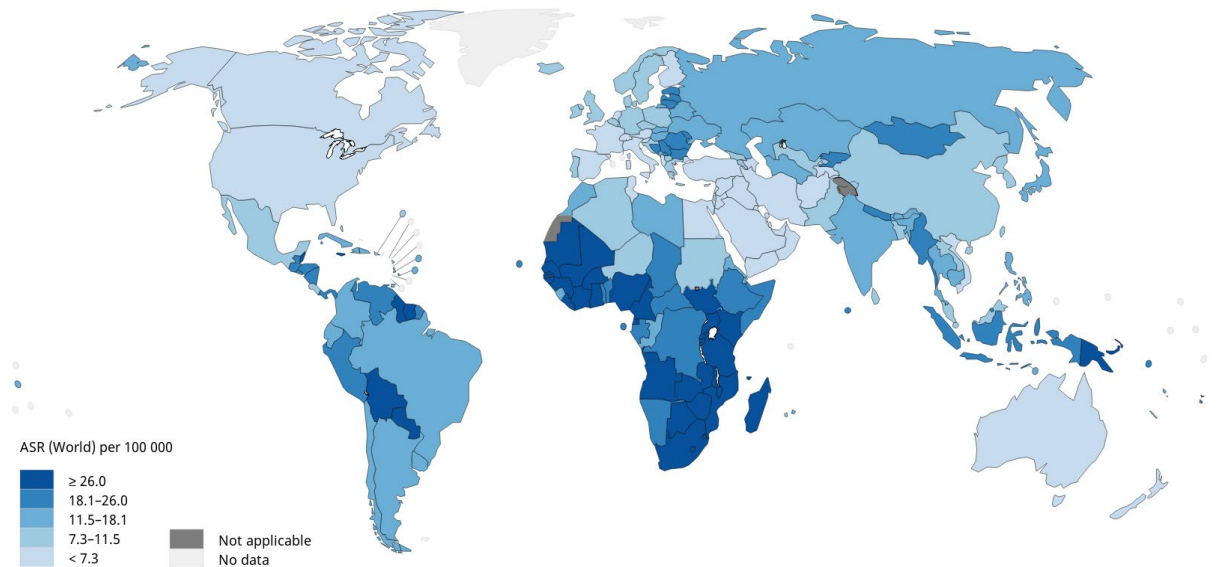
In this article, we offer an ethical argument to support policies that prioritize cervical cancer prevention in low- and middle-income countries (LMICs). We first examine the inequity between high-income countries (HICs) and LMICs in the burden of cervical cancer and highlight cultural factors impeding effective cervical cancer prevention. We then consider how the ethical values of beneficence, nonmaleficence, social justice, and gender equity can be drawn upon to compel policymakers and international donors to prioritize cervical cancer prevention in LMICs. Finally, we review extant literature on cervical cancer prevention in LMICs.

#### **Cervical Cancer Inequity**

*Inequity between HICs and LMICs in cervical cancer burden.* Cervical cancer is among the top five most common cancers and a major cause of mortality among women in LMICs<sup>1,2,3,4,5</sup>; more than 85% of the cervical cancer global disease burden occurs in LMICs.<sup>6</sup> An estimated 569 847 new cases of cervical cancer and 311 365 cervical cancer-related deaths occurred globally in 2018,

with most occurring in LMICs.<sup>7</sup> In particular, cervical cancer mortality is highest in Africa, Latin America and the Caribbean, and Asia.<sup>7</sup> Age-standardized incidence and mortality rates (ASRs) were highest in Southern, Eastern, and Western Africa and Melanesia and lowest in Western Europe, North America, Australia and New Zealand, and Western Asia (see Figure).<sup>7</sup> While cervical cancer ASRs are lower overall in HICs, there is international variation<sup>5</sup> by race, ethnicity, and region. For example, in the United States, the highest cervical cancer incidence and mortality rates occur among black women and in the South.<sup>8</sup> This variation is attributable primarily to socioeconomic status, although cultural factors are also influential.<sup>8</sup> Within Europe, cervical cancer incidence is highest in Eastern Europe, largely due to the lack of uniformly implemented population-based screening and vaccination programs across the region.<sup>9,10</sup>

**Figure.** Age Standardized (World) Incidence Rates, Cervix Uteri, All Ages



Reprinted with the permission of the World Health Organization.<sup>7</sup>

*Failure to prevent cervical cancer in LMICs.* Cervical cancer rates are high in LMICs despite cervical cancer being preventable and prevention methods, such as human papillomavirus (HPV) vaccination and cervical cancer screening, being highly cost effective.<sup>11,12</sup> In 2012, HPV vaccination would have cost \$0.23 per capita in low-income countries and \$0.40 per capita in upper-middle-income countries, and screening and treatment of precancerous lesions and early cervical cancer would have cost \$0.26 per capita in low-income countries and \$0.87 per capita in upper-middle income countries.<sup>13</sup> GAVI, the Vaccine Alliance provides support for HPV vaccinations

in LMICs and has negotiated vaccine delivery pricing since 2013—lowering it from over \$100 per dose to \$4.50–4.60 per dose—although cost is still a barrier to implementing national HPV vaccination programs in LMICs.<sup>14</sup>

### Causes of Inequity

Differences in incidence and mortality rates are due to economic, social, and cultural factors.

*Economic factors.* There is limited availability and implementation of effective prevention programs in LMICs.<sup>2,3,4,5</sup> Many screening programs in LMICs are pilot programs. Only a few countries—most of them HICs—have scaled up to national programs with at least 70% coverage.<sup>15,16</sup> [HPV vaccination coverage](#) is also low in LMICs, as only 14% of LMICs had national HPV vaccine programs in 2016 compared to 55% of HICs.<sup>14</sup>

More generally, there is limited funding for cervical cancer prevention in LMICs. In 2016, low-income countries accounted for 9.6% of the global population but only 0.4% of total global health spending, and lower-middle income countries accounted for 39.3% of the global population but only 3% of health spending.<sup>17</sup> By contrast, HICs accounted for 16.6% of the global population and 81% of global health spending.<sup>17</sup> Development assistance for health (DAH), while less than 1% of total global health spending, accounted for 25.4% of health spending in low-income countries in 2018.<sup>17</sup> While reproductive, maternal, newborn, and child health received 32.1% of DAH, only 2% of DAH was allocated to noncommunicable diseases (NCDs), including cancers, which account for 62.1% of the global disease burden.<sup>17</sup> Both maternal health and cervical cancer are women's health issues, but cervical cancer receives less attention and financial support.

*Social and cultural factors.* Resource scarcity is the main reason for limited cervical cancer prevention capacity in LMICs, but social and cultural factors also influence utilization of available preventive services. In particular, utilization is undermined by lack of knowledge about cervical cancer and preventive services, limited accessibility, stigma associated with acquiring disease via sexually transmitted infection, and cultural and religious beliefs.<sup>18</sup> Low HPV vaccine uptake in LMICs is in part due to [concerns about the vaccine's safety, effectiveness](#), and benefits. Attempts to use informed consent processes as opportunities to respond to these concerns have not eliminated some people's suspicion that informed consent processes are ploys to absolve vaccine givers from responsibility for harm.<sup>19</sup> Vaccine hesitancy, however, is not unique to LMICs and has become a global

phenomenon,<sup>20</sup> probably best addressed by engaging and partnering with local community members.

*Colonial legacy.* Most low-income countries are located in Africa, where cervical cancer rates are the highest<sup>7</sup> and health, economic, and social inequities persist. Colonialism led to economic degradation, sociopolitical instability, cultural shifts away from traditional practices, decreased social cohesion, and high disease burden.<sup>21</sup> This historical context must be considered in the drive to resolve the ethical and policy issues impeding cervical cancer prevention.

### **Ethical Values**

*Beneficence and nonmaleficence.* Kinsinger defines beneficence as “an act of charity, mercy, and kindness with a strong connotation of doing good to others including moral obligation.”<sup>22</sup> Beneficence goes hand-in-hand with nonmaleficence (“do no harm”); these 2 principles require health care provision that produces more benefit than harm.<sup>23</sup> In the context of cervical cancer, prevention is the morally right thing to do to avert unnecessary morbidity and mortality.<sup>24</sup> The 1978 World Health Organization (WHO) Alma-Ata Declaration established that health is a “fundamental human right.”<sup>25</sup> Women in LMICs have a right to health regardless of their locality, and the WHO’s goal for health care to ensure the well-being of all individuals<sup>25</sup> must hold true for women in LMICs.

*Social justice.* Social justice applied to health typically involves fair distribution of resources, which requires population-based considerations of competing demands.<sup>23</sup> Cervical cancer in LMICs usually presents at an advanced stage due to lack of prevention, and this, along with lack of adequate treatment, leads to higher costs and ultimately higher mortality.<sup>1</sup> Treatment for cervical cancer requires trained health professionals to administer surgery, radiotherapy, and chemotherapy as well as infrastructure, equipment, diagnostic capability, and adequate medication supply.<sup>13</sup> Costs of these resources make availability of treatment for cervical cancer in LMICs inadequate; hence, prevention is critical. A social justice perspective, then, suggests that international donors should adequately fund and prioritize prevention. Resource allocation for prevention has led to significant decrease in cervical cancer incidence in HICs,<sup>5</sup> and similar outcomes can be achieved in LMICs.

*Gender equity.* Gender equity demands fair treatment of women and men based on their needs, preferences, and interests.<sup>26</sup> Gender inequity is at the

core of global cervical cancer inequity. Worldwide, women experience inequity in education, employment opportunity, income, and political representation, and gender gaps in these areas are widest in developing nations.<sup>27</sup> Gender equity has not been achieved even in HICs, such as the United States. However, women in LMICs have even less access to education and lower income than women in HICs and, as a result, have less opportunity to access preventive services. Lack of knowledge about cervical cancer and low socioeconomic status have been associated with lower rates of cervical cancer screening and HPV vaccination in LMICs.<sup>17</sup> In addition, cervical cancer is stigmatized in LMICs due to its anatomic site, grim prognosis, and being caused by sexually transmitted infection (via socially condemned behavior).<sup>17</sup>

### **Prevention**

The WHO serves as a critical beacon for guiding cervical cancer prevention in LMICs, recommending HPV vaccination for girls ages 9 to 13 years and cervical cancer screening for women ages 30 to 49 years at least once using [HPV testing](#), cytology, or visual inspection with acetic acid (VIA), depending on availability.<sup>28</sup> While support from GAVI is allowing more LMICs to introduce national HPV vaccine programs, this support is expected to end in 2020.<sup>14</sup> Lower vaccine prices, more international funding support, and expanded vaccine programs are needed to augment screening in LMICs.

Among screening methods used in LMICs, VIA and HPV testing are deemed more effective and less costly than cytology.<sup>11</sup> However, that cytology is still regarded as the gold standard for cervical cancer screening in HICs suggests the importance of questioning the fairness of administering suboptimal screening to women in LMICs due to resource scarcity. We advocate using the most effective screening methods that are available, feasible, and culturally acceptable in LMICs. In particular, VIA and HPV testing are appropriate in the absence of other more effective screening methods. Over the long-term, however, we advocate for investment in and development of effective, less costly, and easy-to-use methods that are culturally acceptable. Commitment and political will are needed to expand prevention efforts from pilot and demonstration projects to national programs.

### **Conclusion**

In summary, cervical cancer prevention in LMICs is due not just to resource scarcity but to pervasive inequity. Arguments based on beneficence, nonmaleficence, social justice, and gender equity all strongly support the imperative to improve the availability of and access to cervical cancer screening and HPV vaccination in LMICs. Although there are limits to how well



these Western values can be applied internationally, we suggest that they be used to illuminate ethically and clinically relevant features of historical [legacies of colonialism](#) and to remind stakeholders that solutions should not be imposed by the West. Rather, the West is obliged to collaborate with LMICs to prevent cervical cancer deaths. Resource allocation for cervical cancer prevention should be a policy priority for national and international leaders to promote gender and health equity in LMICs.

## References

1. Small W Jr, Bacon MA, Bajaj A, et al. Cervical cancer: a global health crisis. *Cancer*. 2017;123(13):2404-2412.
2. Fidler MM, Soerjomataram I, Bray F. A global view on cancer incidence and national levels of the Human Development Index. *Int J Cancer*. 2016;139(11):2436-2446.
3. Varghese C, Carlos MC, Shin HR. Cancer burden and control in the Western Pacific region: challenges and opportunities. *Ann Glob Health*. 2014;80(5):358-369.
4. Shrestha AD, Neupane D, Vedsted P, Kallestrup P. Cervical cancer prevalence, incidence and mortality in low and middle income countries: a systematic review. *Asian Pac J Cancer Prev*. 2018;19(2):319-324.
5. Vaccarella S, Lortet-Tieulent J, Plummer M, Franceschi S, Bray F. Worldwide trends in cervical cancer incidence: impact of screening against changes in disease risk factors. *Eur J Cancer*. 2013;49(15):3262-3273.
6. Vaccarella S, Laversanne M, Ferlay J, Bray F. Cervical cancer in Africa, Latin America and the Caribbean and Asia: regional inequalities and changing trends. *Int J Cancer*. 2017;141(10):1997-2001.
7. International Agency for Research on Cancer, World Health Organization. Cancer fact sheets: cervix uteri. <http://gco.iarc.fr/today/data/factsheets/cancers/23-Cervix-uteri-fact-sheet.pdf>. Published March 2019. Accessed April 10, 2019.
8. Yoo W, Kim S, Huh WK, et al. Recent trends in racial and regional disparities in cervical cancer incidence and mortality in United States. *PLoS One*. 2017;12(2):e0172548.
9. Kesic V, Poljak M, Rogovskaya S. Cervical Cancer Burden and Prevention Activities in Europe. *Cancer Epidemiol Biomarkers Prev*. 2012;21(9):1423-1433.
10. Altobelli E, Lattanzi A. Cervical carcinoma in the European Union: an update on disease burden, screening program state of activation, and

- coverage as of March 2014. *Int J Gynecol Cancer*. 2015;25(3):474-483.
11. Mezei AK, Armstrong HL, Pedersen HN, et al. Cost-effectiveness of cervical cancer screening methods in low- and middle-income countries: a systematic review. *Int J Cancer*. 2017;141(3):437-446.
  12. Jit M, Brisson M, Portnoy A, Hutubessy R. Cost-effectiveness of female human papillomavirus vaccination in 179 countries: a PRIME modelling study. *Lancet Glob Health*. 2014;2(7):e406-e414.
  13. Gelband H, Sankaranarayanan R, Gauvreau CL, et al. Costs, affordability, and feasibility of an essential package of cancer control interventions in low-income and middle-income countries: key messages from *Disease Control Priorities*, 3rd edition. *Lancet*. 2016;387(10033):2133-2144.
  14. Gallagher KE, LaMontagne DS, Watson-Jones D. Status of HPV vaccine introduction and barriers to country uptake. *Vaccine*. 2018;36(32)(pt A):4761-4767.
  15. Holme F, Kapambwe S, Nessa A, Basu P, Murillo R, Jeronimo J. Scaling up proven innovative cervical cancer screening strategies: challenges and opportunities in implementation at the population level in low- and lower-middle-income countries. *Int J Gynaecol Obstet*. 2017;138(suppl 1):63-68.
  16. World Health Organization. *Assessing National Capacity for the Prevention and Control of Noncommunicable Diseases: Report of the 2017 Global Survey*. Geneva, Switzerland: World Health Organization; 2018.  
<https://apps.who.int/iris/bitstream/handle/10665/276609/9789241514781-eng.pdf>. Accessed December 12, 2019.
  17. Institute for Health Metrics and Evaluation. *Financing Global Health 2018: Countries and Programs in Transition*. Seattle, WA: Institute for Health Metrics and Evaluation; 2019.  
[http://www.healthdata.org/sites/default/files/files/policy\\_report/FGH/2019/FGH\\_2018\\_full-report.pdf](http://www.healthdata.org/sites/default/files/files/policy_report/FGH/2019/FGH_2018_full-report.pdf). Accessed September 28, 2019.
  18. Chidyaonga-Maseko F, Chirwa ML, Muula AS. Underutilization of cervical cancer prevention services in low and middle income countries: a review of contributing factors. *Pan Afr Med J*. 2015;21:231.
  19. Kabakama S, Gallagher KE, Howard N, et al. Social mobilisation, consent and acceptability: a review of human papillomavirus vaccination procedures in low and middle-income countries. *BMC Public Health*. 2016;16(1):834.

20. Lane S, MacDonald NE, Marti M, Dumolard L. Vaccine hesitancy around the globe: analysis of three years of WHO/UNICEF Joint Reporting Form data-2015-2017. *Vaccine*. 2018;36(26):3861-3867.
21. BBC World Service. The story of Africa: African history from the dawn of time.  
<http://www.bbc.co.uk/worldservice/africa/features/storyofafrica/index.shtml>. Accessed August 15, 2019.
22. Kinsinger FS. Beneficence and the professional's moral imperative. *J Chiropr Humanit*. 2009;16(1):44-46.
23. Manda-Taylor L, Mndolo S, Baker T. Critical care in Malawi: the ethics of beneficence and justice. *Malawi Med J*. 2017;29(3):268-271.
24. Anderson FWJ, Johnson TRB, de Vries R. Global health ethics: the case of maternal and neonatal survival. *Best Pract Res Clin Obstet Gynaecol*. 2017;43:125-135.
25. World Health Organization. Declaration of Alma-Ata International Conference on Primary Health Care, Alma-Ata, USSR, 6-12 September 1978.  
[https://www.who.int/publications/almaata\\_declaration\\_en.pdf?ua=1](https://www.who.int/publications/almaata_declaration_en.pdf?ua=1). Accessed May 22, 2019.
26. World Health Organization. Gender, equity and human rights: glossary of terms and tools. <https://www.who.int/gender-equity-rights/knowledge/glossary/en/>. Accessed May 29, 2019.
27. United Nations Development Programme. *Human Development Indices and Indicators: 2018 Statistical Update*. New York, NY: United Nations Development Programme; 2018.  
[http://hdr.undp.org/sites/default/files/2018\\_human\\_development\\_statistical\\_update.pdf](http://hdr.undp.org/sites/default/files/2018_human_development_statistical_update.pdf). Accessed December 12, 2019.
28. World Health Organization. Human papillomavirus.  
[https://www.who.int/immunization/monitoring\\_surveillance/burden/vpd/WHO\\_SurveillanceVaccinePreventable\\_08\\_HPVR2.pdf?ua=1](https://www.who.int/immunization/monitoring_surveillance/burden/vpd/WHO_SurveillanceVaccinePreventable_08_HPVR2.pdf?ua=1). Published September 5, 2018. Accessed December 12, 2019.

**Weyinshet Gossa, MD, MPH** is an assistant professor in the Department of Family Medicine at the Uniformed Services University of the Health Sciences (USU) in Bethesda, Maryland. Her primary areas of interest include global health and women's health, particularly cervical cancer prevention. She is the co-director of the Global Health Distance Learning Program and the faculty advisor for the Global Health Student Interest Group at USU.

**Michael D. Fetters, MD, MPH, MA** is a professor in the Department of Family Medicine at the University of Michigan Medical School in Ann Arbor, where he

also serves as director of the Japanese Family Health Program. He was a Fulbright Distinguished Chair in the Social Sciences at the Peking University Health Science Center in Beijing from 2016 through 2017 and has been an adjunct faculty member at Peking University since 2018. He is a co-founder and co-director of the University of Michigan Mixed Methods Research and Scholarship Program and a co-editor of the *Journal of Mixed Methods Research*.

**Citation**

*AMA J Ethics*. 2020;22(2):E126-134.

**DOI**

10.1001/amajethics.2020.126.

**Conflict of Interest Disclosure**

The author(s) had no conflicts of interest to disclose.

*This article is the sole responsibility of the author(s) and does not necessarily represent the views of the Uniformed Services University of the Health Sciences or the US Department of Defense. The viewpoints expressed in this article are those of the author(s) and do not necessarily reflect the views and policies of the AMA.*

Copyright 2020 American Medical Association. All rights reserved.  
ISSN 2376-6980

## POLICY FORUM

### How Should Global Tobacco Control Efforts Be Prioritized to Protect Children in Resource-Poor Regions?

Stella Aguinaga Bialous, DrPH and Yvette van der Eijk, PhD

#### Abstract

The tobacco industry's aggressive marketing of tobacco products and electronic (e-)cigarettes is well documented. Yet existing restrictions on tobacco and e-cigarette marketing are poorly implemented in most low- and middle-income countries. Ongoing challenges include weak implementation and enforcement of some aspects of the WHO Framework Convention on Tobacco Control and a lack of consensus among health professionals on how to address the tobacco industry's health claims related to e-cigarettes and other novel tobacco products. We argue that, despite these challenges, countries must prioritize the implementation and enforcement of restrictions on tobacco and e-cigarette marketing as these products represent not only a serious public health threat but also a violation of children's rights.

#### Need for Tobacco Regulation

The WHO (World Health Organization) Framework Convention on Tobacco Control (FCTC) entered into force in 2005 and, as of July 2019, it had 181 parties.<sup>1</sup> The FCTC lays out a number of demand- and supply-side measures to reduce tobacco use, including restrictions on direct and indirect tobacco marketing. Parties to the FCTC acknowledge that tobacco marketing, which comes in many forms (advertising, events sponsorships, promotions, point of sale displays, attractive packaging, innovative product designs, social media advertising) serves to encourage youth tobacco use.<sup>2</sup> Indeed, the greatest impediment to FCTC implementation has been the tobacco industry,<sup>3</sup> as its political influence and strategies have served to block, delay, or weaken tobacco marketing restrictions, particularly in low- and middle-income countries (LMICs).<sup>4</sup>

The FCTC has had significant success in promoting tobacco control globally and in reducing the prevalence of tobacco use in several countries.<sup>1,5,6,7</sup> The 2019 *WHO Report on the Global Tobacco Epidemic: Offer Help to Quit Tobacco Use* estimates that the global prevalence of tobacco use declined from 22.5% in 2007 to 19.2% in 2017, with middle-income countries experiencing a lower rate of decline than high- and low-income countries.<sup>1</sup> Data from the 2019 report also indicate that tobacco use among youth remains high and that electronic (e-)cigarette use among youth has increased. The report estimates that 24 million 13- to 15-year-old children smoke and 13 million use smokeless tobacco products.<sup>1</sup>

As discussed below, an ongoing challenge in curbing youth tobacco and e-cigarette use is the marketing of these products to young people. Comprehensive bans on tobacco and e-cigarette marketing are lacking but are essential to protecting young people from nicotine addiction and serious health problems in later life.<sup>1,8</sup> We argue that tobacco and e-cigarette marketing is a violation of fundamental [children's rights](#) and that, accordingly, LMICs should prioritize the implementation of comprehensive bans on tobacco and e-cigarette marketing.

### **Circumventing Marketing Restrictions**

Although many LMICs have restricted tobacco advertising, others have yet to implement a comprehensive approach to tobacco marketing.<sup>1</sup> Displays at the point of sale are still common, despite the abundance of evidence showing that point-of-sale tobacco displays serve as advertisements and encourage youth smoking.<sup>9,10,11</sup> The tobacco industry continues to vigorously oppose proposed legislation that would ban such advertising, as observed recently in South Africa.<sup>12,13</sup>

Social media and other internet sites are an increasingly popular tobacco marketing venue that has yet to be addressed by tobacco control policies.<sup>14,15</sup> A recent study of teenage internet users in Java, Indonesia, found that 80% were exposed to cigarette adverts on YouTube, 58% on websites, and 57% on social media platforms such as Instagram. Smoking prevalence of 10- to 18-year-olds in Indonesia has also increased from 7% (in 2013) to 9% (in 2018).<sup>16</sup> Youth, who are more frequently exposed to online and social media advertising than older adults, are particularly vulnerable to this marketing strategy, which often presents no disclosures that social media posts—which portray smoking as a normal, glamorous social activity—are sponsored adverts.

At the eighth session of the Conference of the Parties to the WHO FCTC in October 2018, the parties decided to create a working group that would recommend measures that could be added to existing policies to support the implementation of [marketing restrictions](#), specifically by addressing social media and other online channels.<sup>8,17</sup> However, other obstacles to tobacco control remain.

The use of flavors and innovative design features, such as flavor capsules, are an ongoing challenge for tobacco control, although the parties to the FCTC continue to support regulation of novel tobacco and vaping products.<sup>2,8</sup> Tobacco companies increasingly rely on the use of flavors and product design features for market appeal, as marketing mediums, such as mass media or product packaging, become less available to them.<sup>18</sup> Research has consistently found that tobacco companies add flavors, particularly menthol, to cigarettes to make them more attractive and palatable to youth—and also more addictive.<sup>19,20</sup> Capsule cigarettes, which contain a crushable flavor capsule in the cigarette filter, are a novelty that appeals primarily to youth.<sup>21,22,23</sup> Since their global launch in 2007, capsule cigarettes have grown rapidly in popularity, especially in Latin American countries.<sup>24</sup> Nonetheless, very few countries have banned tobacco additives and flavors<sup>22</sup> or regulated product engineering to ensure that tobacco products are not designed to appeal to youth.

### **Underregulation of Novel Tobacco Products**

There is a range of policies addressing new tobacco products such as e-cigarettes, including pod-based products and heated tobacco products. Existing regulatory policies range from a ban on sales (in 28 countries), to regulation of or a ban on marketing (in 67 countries), to minimum age of purchase policies (in 36 countries, where the minimum age ranges from 16 years in Belgium to 21 years in Honduras and Palau).<sup>25</sup> Other countries have not implemented any regulations at all. In the United States, the unregulated entry of these products in the market led to a reversal of progress towards eliminating tobacco use among youth. In 2011, 15.8% of US high school students reported smoking cigarettes in the past 30 days; this proportion fell to 8.1% in 2018.<sup>26,27</sup> However, the proportion of high schoolers using nicotine increased overall from 24.2% in 2011 to 27.1% in 2018, as the proportion using e-cigarettes increased from 1.5% to 20.8% during the same period.<sup>26,27</sup>

The promotion of these novel products as a safer alternative to cigarettes has created a chasm in the public health community that has served the tobacco industry well. The Conference of the Parties to the WHO FCTC has

recommended a range of policy options, including a ban on such products.<sup>28</sup> One unifying agreement is that these new products must, if allowed in the market, at minimum be regulated in a way that prevents their use by youth.

Although research shows that these products may cause significant harm,<sup>8,29</sup> measures to restrict their being marketed to, and accessed by, youth, have been unsuccessful. For example, in the United States, sales of these products to minors is banned, but that has not been sufficient to deter their increasing use among adolescents.<sup>30</sup> Similarly, Canada experienced an increase in vaping among youth from 8.4% in 2017 to 14.6% in 2018 after it allowed these products in the market, despite regulations banning sales to minors.<sup>31,32</sup>

In a July 2019 statement, the CEO of one such company (JUUL, creator of a pod-based vaping product) stated that he was sorry that children were using JUUL, which controls over 70% of the vaping market in the United States, and admitted that more research was needed to understand the health impacts of vaping.<sup>33,34</sup> With the launch of JUUL in several other countries, including Indonesia, policy measures should be implemented urgently to regulate the marketing and sales of these novel tobacco products, especially to youth.

### **Tobacco and E-Cigarette Marketing and Children's Rights**

The FTC is based on human rights principles, notably that all people, including children, have a right to the highest attainable standard of health.<sup>35</sup> The role of tobacco control in realizing this right is increasingly recognized.<sup>35,36,37,38</sup>

Children's rights are articulated in the 1989 Convention on the Rights of the Child (CRC), which all countries (except the United States) have ratified.<sup>39</sup> Several articles of the CRC should be called on to support enforcement of stricter tobacco control measures (see Table). According to Article 6 of the CRC, governments should ensure that children survive and develop healthily, and Article 24 states that children have a right to "the highest attainable standard of health."<sup>39</sup> Article 33 of the CRC states that children should be protected from the illegal use of harmful drugs.<sup>39</sup>



**Table.** Articles of the Convention on the Rights of the Child Relevant to the Issue of Tobacco Marketing<sup>a</sup>

Reference	Relevant Text
Article 6	"States Parties shall ensure to the maximum extent possible the survival and development of the child"
Article 24	"States Parties recognize the right of the child to the enjoyment of the highest attainable standard of health."
Article 33	"States Parties shall take all appropriate measures, including legislative, administrative, social and educational measures, to protect children from the illicit use of narcotic drugs and psychotropic substances."
Article 36	"States Parties shall protect the child against all other forms of exploitation prejudicial to any aspects of the child's welfare."

<sup>a</sup>Quotations from Human Rights Office of the High Commissioner, United Nations.<sup>39</sup>

Nicotine is a toxic and highly addictive drug, yet it is widely available and marketed to youth in contravention of the CRC. By allowing tobacco companies to market their products via point-of-sale displays, social media influencers, and flavors and other product novelties, governments are failing to protect children from illegally using and developing a lifelong addiction to a toxic product that, for many of them, will result in chronic diseases and premature death.

Article 36 of the CRC states that children should be protected from exploitative activities that harm their welfare, yet the tobacco industry's marketing messages exploit children's impressionability and desire to fit into the adult world by portraying smoking—and, more recently, vaping—as a normal, glamorous adult activity. Tobacco companies have acknowledged this intent in their own internal communications. In the words of a 1973 tobacco industry report: "The fragile, developing self-image of the young person needs all of the support and enhancement it can get ... this self-image enhancement effect has traditionally been a strong promotional theme for cigarette brands."<sup>40</sup> The tobacco industry's [marketing activities](#) are a textbook example of child exploitation for a corporation's financial gain, with devastating impacts on children's health and overall welfare. Therefore, a state's failure to adequately restrict tobacco marketing constitutes a failure to adequately protect fundamental children's rights, particularly their right to health and their right to be protected from harmful drugs and exploitation.

## **Moving Forward**

The 2019 *WHO Report on the Global Tobacco Epidemic* demonstrates that progress has been made in implementing the FCTC.<sup>1</sup> However, significant gaps remain, particularly in protecting vulnerable youth from tobacco and e-cigarette marketing, including marketing of flavored products.

Several countries provide examples of a tobacco policy agenda that protects youth. Point-of-sale tobacco advertising is banned in several countries,<sup>10</sup> and others—such as Iceland, Thailand, Belarus, the United Kingdom, and Australia—also ban the display of tobacco products at the point of sale.<sup>10</sup> In these countries, the bans are estimated to have reduced overall adult daily smoking prevalence by 7%.<sup>10</sup> Indonesia recently implemented a ban on online tobacco advertising, after finding that at least 141 platforms—including Facebook, YouTube, and Google—were showing cigarette adverts.<sup>16</sup> Bans on tobacco flavors or on sales of products with flavors (including menthol) have been implemented in Canada and parts of the United States<sup>41,42</sup> and will be implemented in Turkey and the European Union in 2020.<sup>43,44</sup> Several countries, such as Brazil, Singapore, and Australia,<sup>25</sup> have banned the sale and marketing of all e-cigarettes and heated tobacco products. Proper enforcement of such policy measures is pivotal for their success.

Additionally, countries should continue or enhance efforts to monitor and evaluate tobacco use among youth (following the example of more than 70 countries that already do so),<sup>1,45</sup> as well as strengthen efforts to monitor tobacco industry strategies to circumvent regulations.<sup>3,46</sup> For example, the current youth prevention programs promoted by the tobacco and vaping companies are as ineffective as previous tobacco industry-sponsored “youth smoking prevention” initiatives.<sup>47</sup>

## **Conclusion**

Countries without comprehensive tobacco regulation still have a window of opportunity to prevent their children from becoming victim to tobacco or e-cigarette use. Countries that have yet to ban tobacco displays and point-of-sales advertising, ban social media and other online tobacco marketing, ban all tobacco additives and flavors, and ban or strictly regulate access to e-cigarettes and heated tobacco products should do so. However, to achieve the goal of tobacco control, gaps in policy implementation will need to be addressed, and tobacco and e-cigarette marketing bans will need to be strictly enforced. Although these measures may appear restrictive, they are necessary not only to protect children’s health but also their fundamental

rights to health and to be protected from harmful drugs and exploitation. Countries are morally and legally obligated to fulfil these measures as parties to the FCTC as well as to the CRC.

## References

1. World Health Organization. *WHO Report on the Global Tobacco Epidemic: Offer Help to Quit Tobacco Use*. Geneva, Switzerland: World Health Organization; 2019.  
<https://apps.who.int/iris/bitstream/handle/10665/326043/9789241516204-eng.pdf?ua=1>. Accessed December 12, 2019.
2. Conference of the Parties to the WHO Framework Convention on Tobacco Control. Guidelines for implementation of Article 13 of the WHO Framework Convention on Tobacco Control (Tobacco advertising, promotion and sponsorship).  
[https://www.who.int/fctc/guidelines/article\\_13.pdf](https://www.who.int/fctc/guidelines/article_13.pdf). Accessed October 12, 2019.
3. Bialous SA. Impact of implementation of the WHO FCTC on the tobacco industry's behaviour. *Tob Control*. 2019;28(suppl 2):S94-S96.
4. Gilmore AB, Fooks G, Drope J, Bialous SA, Jackson RR. Exposing and addressing tobacco industry conduct in low-income and middle-income countries. *Lancet*. 2015;385(9972):1029-1043.
5. Hiilamo H, Glantz S. FCTC followed by accelerated implementation of tobacco advertising bans. *Tob Control*. 2016;26(4):428-433.
6. Hiilamo H, Glantz SA. Implementation of effective cigarette health warning labels among low and middle income countries: state capacity, path-dependency and tobacco industry activity. *Soc Sci Med*. 2015;124:241-245.
7. Gravely S, Giovino G, Craig L, et al. Tobacco control and change in smoking prevalence in 126 countries: an association study. *Lancet*. 2015;385(9972):915.
8. Conference of the Parties to the WHO Framework Convention on Tobacco Control. Decision FCTC/COP8(22): novel and emerging tobacco products.  
[https://www.who.int/fctc/cop/sessions/cop8/FCTC\\_COP8\(22\).pdf](https://www.who.int/fctc/cop/sessions/cop8/FCTC_COP8(22).pdf). Published October 6, 2018. Accessed December 12, 2019.
9. World Health Organization Europe. Evidence brief: tobacco point-of-sale display bans.  
[http://www.euro.who.int/\\_data/assets/pdf\\_file/0005/339233/who-evidence-brief-pos-ban-eng.pdf](http://www.euro.who.int/_data/assets/pdf_file/0005/339233/who-evidence-brief-pos-ban-eng.pdf). Published 2017. Accessed December 12, 2019.

10. He Y, Shang C, Huang J, Cheng K, Chaloupka F. Global evidence on the effect of point-of-sale display bans on smoking prevalence. *Tob Control*. 2017;27(e2):e98-e104.
11. Campaign for Tobacco Free Kids. Tobacco advertising, sponsorship and promotion: point of sale tobacco product displays. [https://www.tobaccofreekids.org/assets/global/pdfs/en/APS\\_posDisplay\\_en.pdf](https://www.tobaccofreekids.org/assets/global/pdfs/en/APS_posDisplay_en.pdf). Published November 2013. Accessed July 25, 2019.
12. World Health Organization. Enforce bans on tobacco advertising, promotion and sponsorship. [https://www.who.int/tobacco/mpower/publications/en\\_tfi\\_mpower\\_brochure\\_e.pdf](https://www.who.int/tobacco/mpower/publications/en_tfi_mpower_brochure_e.pdf). Accessed October 12, 2019.
13. Gallet A. Big Tobacco's anti-smoking stance deserves nothing but contempt. *Africa Times*. December 5, 2018. <https://africatimes.com/2018/12/05/big-tobaccos-anti-smoking-stance-deserves-nothing-but-contempt/>. Accessed October 12, 2019.
14. Kaplan S. Big Tobacco's global reach on social media. *New York Times*. August 24, 2018. <https://www.nytimes.com/2018/08/24/health/tobacco-social-media-smoking.html>. Accessed on October 22, 2019.
15. Czaplicki L, Kostygina G, Kim Y, et al. Characterising JUUL-related posts on Instagram [published online ahead of print July 2, 2019]. *Tob Control*.
16. Cahya GH. Indonesia: government bans online cigarette adverts. Southeast Asia Tobacco Control Alliance. <https://seatca.org/indonesia-government-bans-online-cigarette-adverts/>. Published June 14, 2019. Accessed December 12, 2019.
17. Conference of the Parties to the WHO Framework Convention on Tobacco Control. Decision FCTC/COP8(17): tobacco advertising, promotion and sponsorship: depiction of tobacco in entertainment media. [https://www.who.int/fctc/cop/sessions/cop8/FCTC\\_COP8\(17\).pdf?ua=1](https://www.who.int/fctc/cop/sessions/cop8/FCTC_COP8(17).pdf?ua=1). Published October 6, 2018. Accessed December 12, 2019.
18. Scollo M, Bayly M, White S, Lindorff K, Wakefield M. Tobacco product developments in the Australian market in the 4 years following plain packaging. *Tob Control*. 2018;27(5):580-584.
19. Kreslake J, Wayne G, Alpert H, Koh H, Connolly G. Tobacco industry control of menthol in cigarettes and targeting of adolescents and young adults. *Am J Public Health*. 2008;98(9):1685-1692.
20. WHO Study Group on Tobacco Product Regulation. Advisory note: banning menthol in tobacco products. Geneva, Switzerland: World

Health Organization; 2016.

[https://apps.who.int/iris/bitstream/handle/10665/205928/9789241510332\\_eng.pdf?sequence=1](https://apps.who.int/iris/bitstream/handle/10665/205928/9789241510332_eng.pdf?sequence=1). Accessed December 12, 2019.

21. Abad-Vivero EN, Thrasher JF, Arillo-Santillán E, et al. Recall, appeal and willingness to try cigarettes with flavour capsules: assessing the impact of a tobacco product innovation among early adolescents. *Tob Control*. 2016;25(e2):e113-e119.
22. Thrasher JF, Abad-Vivero EN, Moodie C, et al. Cigarette brands with flavour capsules in the filter: trends in use and brand perceptions among smokers in the USA, Mexico and Australia, 2012-2014. *Tob Control*. 2016;25(3):275-283.
23. Hoek J, Gendall P, Eckert C, et al. Young adult susceptible non-smokers' and smokers' responses to capsule cigarettes. *Tob Control*. 2019;28(5):498-505.
24. Thrasher JF, Islam F, Barnoya J, Mejia R, Valenzuela MT, Chaloupka FJ. Market share for flavour capsule cigarettes is quickly growing, especially in Latin America. *Tob Control*. 2017;26(4):468-470.
25. Institute for Global Tobacco Control, Johns Hopkins Bloomberg School of Public Health. Country laws regulating e-cigarettes: a policy scan. [http://tobacco.cleartheair.org/hk/wp-content/uploads/2015/10/E\\_cigarette\\_scan\\_May2015FINAL.pdf](http://tobacco.cleartheair.org/hk/wp-content/uploads/2015/10/E_cigarette_scan_May2015FINAL.pdf). Published May 2015. Accessed December 12, 2019.
26. Centers for Disease Control and Prevention. Youth and tobacco use. [https://www.cdc.gov/tobacco/data\\_statistics/fact\\_sheets/youth\\_data/tobacco\\_use/index.htm](https://www.cdc.gov/tobacco/data_statistics/fact_sheets/youth_data/tobacco_use/index.htm). Reviewed December 10, 2019. Accessed October 12, 2019.
27. Cullen KA, Ambrose BK, Gentzke AS, Apelberg BJ, Jamal A, King BA. Notes from the field: use of electronic cigarettes and any tobacco product among middle and high school students—United States, 2011-2018. *MMWR Morb Mortal Wkly Rep*. 2018;67(45):1276-1277.
28. WHO Framework Convention on Tobacco Control. The Convention Secretariat calls Parties to remain vigilant towards novel and emerging nicotine and tobacco products. <https://www.who.int/fctc/mediacentre/news/2019/remain-vigilant-towards-novel-new-nicotine-tobacco-products/en/>. Published September 13, 2019. Accessed October 12, 2019.
29. Conference of the Parties to the WHO Framework Convention on Tobacco Control. Electronic nicotine delivery systems and electronic non-nicotine delivery systems (ENDS/ENNDS). [https://www.who.int/fctc/cop/cop7/FCTC\\_COP\\_7\\_11\\_EN.pdf](https://www.who.int/fctc/cop/cop7/FCTC_COP_7_11_EN.pdf). Published August 2016. Accessed December 12, 2019.

30. US Food and Drug Administration. Vaporizers, e-cigarettes, and other electronic nicotine delivery systems (ENDS). <https://www.fda.gov/tobacco-products/products-ingredients-components/vaporizers-e-cigarettes-and-other-electronic-nicotine-delivery-systems-ends>. Reviewed September 12, 2019. Accessed October 12, 2019.
31. Hammond D, Eid JL, Rynard VL, et al. Prevalence of vaping and smoking among adolescents in Canada, England, and the United States: repeat national cross sectional surveys. *BMJ*. 2019;365:l2219.
32. Government of Canada. Vaping product regulation. <https://www.canada.ca/en/health-canada/services/smoking-tobacco/vaping/product-safety-regulation.html>. Updated July 31, 2019. Accessed October 12, 2019.
33. Picchi A. Juul CEO to parents of kids who vape: "I'm sorry." *CBS News*. July 15, 2019. <https://www.cbsnews.com/news/juul-ceo-kevin-burns-tells-parents-of-kids-who-vape-im-sorry/>. Accessed October 22, 2019.
34. Peterson H. "Don't vape. Don't use Juul": Juul CEO issues stark warning to nonsmokers as he admits long-term effects of vaping are unknown. *Business Insider*. August 29, 2019. <https://www.businessinsider.com/juul-ceo-dont-vape-long-term-effects-unknown-2019-8>. Accessed October 22, 2019.
35. van der Eijk Y, Bialous SA, Glantz S. The tobacco industry and children's rights. *Pediatrics*. 2018;141(5):e20174106.
36. van der Eijk Y, McDaniel P, Glantz S, Bialous S. United Nations Global Compact: an "inroad" into the UN and reputation boost for the tobacco industry. *Tob Control*. 2018(e1):e66-e69.
37. Cabrera O, Gostin L. Human rights and the Framework Convention on Tobacco Control: mutually reinforcing systems. *Int J Law Context*. 2011;7(3):285-303.
38. Dresler C, Lando H, Schneider N, Sehgal H. Human rights-based approach to tobacco control. *Tob Control*. 2012;21(2):208-211.
39. Human Rights Office of the High Commissioner, United Nations. Convention on the Rights of the Child. <https://www.ohchr.org/EN/ProfessionalInterest/Pages/CRC.aspx>. Adopted November 20, 1989. Effective September 2, 1990. Accessed October 22, 2019.
40. Bates C, Rowell A. Tobacco explained: the truth about the tobacco industry ... in its own words. London, UK: Action on Smoking and Health; 2019.

<https://www.who.int/tobacco/media/en/TobaccoExplained.pdf>.

Accessed July 25, 2019.

41. Glantz SA, Gardiner P. Local movement to ban menthol tobacco products as a result of federal inaction. *JAMA Intern Med*. 2018;178(5):711-713.
42. Oliveira da Silva A, Bialous S, Albertassi P, et al. The taste of smoke: tobacco industry strategies to prevent the prohibition of additives in tobacco products in Brazil. *Tob Control*. 2019;28(e2):e92-e101.
43. Brooks-Pollock T. Menthol cigarettes banned by EU under stringent new tobacco laws. *Independent*. May 19, 2016.  
<https://www.independent.co.uk/news/uk/home-news/the-eu-is-banning-menthol-cigarettes-a7037346.html>. Accessed December 13, 2019.
44. Tobacco Control Legal Consortium. How other countries regulate flavored tobacco products.  
<https://www.publichealthlawcenter.org/sites/default/files/resources/International-Restrictions-on-Flavored-Tobacco-2015.pdf>.  
Published 2015. Accessed December 13, 2019.
45. World Health Organization. *WHO Report on the Global Tobacco Epidemic, 2017: Monitoring Tobacco Use and Prevention Policies*. Geneva, Switzerland: World Health Organization; 2017.  
<https://apps.who.int/iris/bitstream/handle/10665/255874/9789241512824-eng.pdf?sequence=1>. Accessed September 20, 2017.
46. World Health Organization. Tobacco industry interference with tobacco control. Geneva, Switzerland: World Health Organization; 2008.  
<https://www.who.int/tobacco/resources/publications/9789241597340.pdf> Accessed on October 22, 2019.
47. Centers for Disease Control and Prevention. Evidence brief: tobacco industry sponsored youth prevention programs in schools.  
[https://www.cdc.gov/tobacco/basic\\_information/youth/evidence-brief/index.htm](https://www.cdc.gov/tobacco/basic_information/youth/evidence-brief/index.htm). Reviewed June 25, 2019. Accessed October 12, 2019.

**Stella Aguinaga Bialous, DrPH** is a professor in the Department of Social and Behavioral Sciences at the University of California San Francisco (UCSF) School of Nursing. She is affiliated with UCSF's Center for Tobacco Control Research and Education as well as the Helen Diller Family Comprehensive Cancer Center. She has more than 25 years of experience in tobacco control and has been involved with the World Health Organization Framework Convention on Tobacco Control since its early development.

**Yvette van der Eijk, PhD** is a senior research fellow at the National University of Singapore Saw Swee Hock School of Public Health and has a research background in global tobacco control and public health ethics. Her research is primarily focused on supporting tobacco policies in Singapore and the role of industries in propagating noncommunicable disease burdens in Singapore and Southeast Asia.

**Citation**

*AMA J Ethics.* 2020;22(2):E135-146.

**DOI**

10.1001/amajethics.2020.135.

**Conflict of Interest Disclosure**

Dr Bialous has served as a consultant to the Secretariat of the WHO Framework Convention on Tobacco Control and has presented in a public hearing in Brazil on that country's regulation of electronic nicotine delivery devices. Dr van der Eijk had no conflicts of interest to disclose.

*The viewpoints expressed in this article are those of the author(s) and do not necessarily reflect the views and policies of the AMA.*

Copyright 2020 American Medical Association. All rights reserved.  
ISSN 2376-6980



## MEDICINE AND SOCIETY: PEER-REVIEWED ARTICLE

### How Should Low- and Middle-Income Countries Motivate Equity in Cancer Prevention and Control?

Justin M. List, MD, MAR, MSc and Jeremy M. O'Connor, MD, MHS

#### Abstract

Cancer continues to be a prominent cause of morbidity and mortality in low- and middle-income countries (LMICs). Many LMICs, however, lack adequate data to better understand and respond to trends in cancer incidence. This article highlights crucial roles that government and public-private coalitions can play in cancer surveillance in LMICs. In particular, local and global investment in LMICs can build essential structures for cancer prevention and early detection, including public health surveillance systems and cancer control coalitions. Using examples from LMICs that show the promises and pitfalls of these approaches, this article argues that comprehensive cancer control can motivate health equity.

*To claim one AMA PRA Category 1 Credit™ for the CME activity associated with this article, you must do the following: (1) read this article in its entirety, (2) answer at least 80 percent of the quiz questions correctly, and (3) complete an evaluation. The quiz, evaluation, and form for claiming AMA PRA Category 1 Credit™ are available through the [AMA Ed Hub™](#).*

#### Global Cancer Burden

Low- and middle-income countries (LMICs) bear a larger burden of cancer mortality than high-income countries (HICs),<sup>1</sup> with as many as 70% of cancer deaths occurring in LMICs.<sup>2</sup> Fewer resources to allocate to cancer,<sup>3</sup> a rising rate of cancer incidence due to improvements in life expectancy from reduced infectious disease mortality,<sup>4</sup> and exposure to other risk factors common in HICs, such as smoking tobacco, physical inactivity, and changes in dietary patterns, account for some of these trends and inequities.<sup>4</sup>

Effective cancer prevention and control require multilevel policy interventions to reduce cancer inequities, defined as disparities in multiple measures of cancer control, including cancer screening, incidence, morbidity, mortality.<sup>5</sup>

Using lessons from HICs and LMICs, we focus on 2 key levers in public health for improving cancer prevention and control and thereby reducing cancer inequities in LMICs: public health surveillance systems and cancer control coalitions.

### **Public Health Surveillance for Inequity**

The World Health Organization (WHO) defines public health surveillance as “the continuous, systematic collection, analysis and interpretation of health-related data needed for the planning, implementation, and evaluation of public health practice.”<sup>6</sup> Toward this end, 3 types of cancer registries provide different levels of cancer-related data: population-based cancer registries (PBCR), hospital-based cancer registries, and pathology-based cancer registries.<sup>7</sup> A PBCR collects all reportable cancer occurrences from multiple sources in a defined area and is best suited to capture population-level disease burden and inform approaches for cancer control.

An effective cancer registry supports a core set of functions related to data: collection, dissemination, analysis, and application.<sup>8</sup> In the United States, the Surveillance, Epidemiology, and End Results (SEER) Program serves as a robust and well-coordinated system of local and national cancer registries containing data on cancer screening, incidence, treatment, and outcomes.<sup>9</sup> The SEER registry is an example of a registry that helps streamline the dissemination, analysis, and application of data by making data readily available to researchers, providing statistical software for data analysis, and publishing reports for the public in order to increase awareness and understanding of cancer surveillance.

Cancer registries at the local and regional levels can provide particularly useful information for tailoring prevention and awareness strategies when local trends differ from national and regional trends. For example, a recent study using data for New York City (NYC) found racial and ethnic differences between NYC and national trends in the incidence of early adult-onset colorectal cancer.<sup>10</sup> In another example, regional data from an Egyptian PBCR suggested that breast cancer incidence was higher among urban-dwelling women than women in rural areas, even when controlling for known risk factors.<sup>11</sup> Researchers and health officials are now considering environmental and other risk factors to understand these differences.

Although these examples at the local and national level illustrate the importance of accurate data collection as the foundation of effective [public health surveillance](#), publicly available data suggest that current PBCRs cover

just 2% of Africa, 6% of Asia, and 8% of Central and South America.<sup>12,13</sup> Lack of accurate population-level data and of systems to collect and organize it puts LMICs at a severe disadvantage when setting priorities for nascent cancer control initiatives.

What are the best ways for LMICs to build and run PBCRs? The International Agency for Research on Cancer (IARC) categorizes the core components necessary to build and run PBCRs into 2 domains: political/administrative and institutional/professional.<sup>7</sup> The political/administrative domain includes local and national health department involvement and a cancer registry as part of a health information system for planning and managing services for cancer prevention and treatment. The institutional/professional domain includes key leaders needed to oversee a registry, cancer specialists, hospital directors within the geographic catchment area, and death registry departments.

Resource constraints cannot be overstated as a barrier to building PBCRs. For example, PBCRs incur not only fixed costs but also labor costs, as cancer registrars, who collect and process cancer data, play a crucial but often overlooked role in the organization and operation of cancer registries.<sup>8</sup> In some LMICs, cancer is not defined as reportable per national legislation,<sup>14</sup> making it even more difficult for stakeholders to make the case for government funding for registries. In contrast, all 50 US states now have programs that report incident cases of cancer to registries.<sup>9</sup> The first study estimating resources used for total costs of cancer registries in select countries found that fixed and variable costs of maintaining registries were borne mostly by nongovernmental host institutions, such as local universities, and supported financially by multiple sectors.<sup>14</sup> Governments can play a key role in encouraging development of registries through legislation, but it is often critical for governments in LMICs to develop partnerships with nongovernmental institutions to operate them.

A paucity of cost data for operating registries can limit how robustly stakeholders can support staff, labor, and technology resources. For the purposes of sustainability, LMICs and their global partners should estimate fixed and variable costs as early as possible, given the diversity of [public-private partnerships](#) (PPPs) for PBCRs found throughout LMICs. Although tools such as the IARC's Global Initiative for Cancer Registry Development support crucial capacity building across LMICs,<sup>13</sup> LMICs need further investment from and coordination with other stakeholders to expand PBCRs as a tool for identifying cancer disparities.

## Cancer Control Coalitions

In addition to cancer registries, cancer control coalitions offer a potentially wide-reaching opportunity for informing population-level cancer prevention activities, which include raising awareness about cancer, supporting PBCRs, and generating multisector approaches for outreach to populations. Cancer control coalitions often bring together individuals from health departments, academic institutions, community-based organizations, advocacy groups, and health care systems in order to set agendas for increasing awareness and for prevention, early detection, and access to care.

In the United States, Centers for Disease Control and Prevention (CDC) funding and strategic planning advanced the growth of these coalitions in the late 1990s through the development of cancer control programming.<sup>15</sup> In San Francisco, a broad, community-based cancer coalition—San Francisco Cancer Coalition—was launched in 2016 to address 5 of the most common cancers according to PBCR data, and the coalition prides itself on raising awareness of the physical and social environments and other social determinants of health that impact cancer outcomes and health equity.<sup>16</sup> Indeed, the [emergence of coalitions](#) has tracked with steady gains in cancer prevention and control. For example, the NYC Citywide Colorectal Cancer Control Coalition, convened by the NYC Department of Health and Mental Hygiene, set clear goals to increase screening colonoscopy rates and eliminate racial and ethnic screening disparities in the early 2000s.<sup>17</sup> Engaging diverse partners in the coalition, it focused on public awareness and physician education, easing the referral process for colonoscopies, promoting colonoscopy quality, supporting patient navigation in screening, and promoting public health messaging in communities known to have low screening rates. By 2013, gaps reflecting racial and ethnic inequities had closed and the colonoscopy screening rate had risen from 42% to 69% in NYC.<sup>17</sup>

Although fewer in number compared with high-income countries, examples of coalition building exist in LMICs. In one case, better defined as a PPP, the Rwandan Ministry of Health worked closely with a pharmaceutical company, medical device company, the American Society of Clinical Pathology, and the CDC, among others, to devise a comprehensive plan for cervical cancer prevention, screening, and treatment.<sup>18</sup> The plan included a national human papillomavirus (HPV) vaccination campaign, expanded cervical HPV infection screening and treatment, and pathology education.<sup>18</sup> Often noted as an example of a highly successful PPP because of its population health results,<sup>19</sup> this unique constellation of partners helped create roadmaps for PPPs in other LMIC settings.

Despite the potential for success that coalitions and PPPs hold, many challenges must be addressed throughout the lifespan of a coalition or PPP in order to achieve or sustain improvements. Partnership members' funding and organizational priorities can change or even conflict with a coalition's or PPP's mission and framework. And power differentials among stakeholders in the coalition or PPP can stall progress on stated shared goals. In LMICs, in particular, one risk is that coalitions or PPPs will draw resources away from an already fragile health infrastructure—for example, by diverting local health worker labor from essential core health care functions to report writing for funders.<sup>19</sup>

The participation of corporations and other private sector or nongovernmental organization members can present additional conflicts of interest within a coalition or PPP. Corporate participation can give companies unfair market advantages or negatively impact governmental and public health priorities, and, in some cases, products of a particular corporation (eg, tobacco and food industry corporate partners) can be at odds with or thwart public health goals.<sup>20</sup> For example, one foundation's holdings in a corporation presented potential conflicts of interest on multiple levels,<sup>19</sup> at least in part because some products, such as soda, promote obesity,<sup>21</sup> which is a risk factor for certain cancers.<sup>22</sup>

Given this context, how might LMICs chart an ethical way forward? One way is for governments and public health agencies to follow a coalition governance framework that enforces evidence-based public health priority setting to keep policy design at arm's length from private sector partners and evaluate effects on health and the health care system of potential partners' products in order to mitigate risk and vet the appropriateness of potential partners.<sup>23</sup> As a result of careful consideration, some potential partners might be excluded from coalitions and others might be given clearly defined participatory guardrails.

Successful cancer coalitions also foster accountability and shared decision making among coalition members, diversified funding, and flexible structure and prioritize evidence-based work plans.<sup>24,25</sup> Engaging a convening entity, such as an academic institution or health department; revising goals based on emerging data; reviewing local assets and challenges; and periodically re-evaluating stakeholder representation can further strengthen coalitions.<sup>17</sup> Effective communication, both within a coalition and between a coalition and its audiences, requires understanding the media landscape, crafting messages

that resonate with intended recipients, and purposeful coordination among coalition stakeholders and external partners.<sup>26</sup> Lessons learned from places such as NYC, San Francisco, and Rwanda provide guideposts for HICs and LMICs trying to reduce cancer inequities.

### Conclusion

Public health surveillance systems and cancer control coalitions are necessary but not sufficient for ending cancer inequities between HICs and LMICs, and, in the case of coalitions, how a coalition's membership and governance are structured affect progress toward achieving equity in cancer prevention and control. Of course, ending cancer inequity requires more policy interventions than we have discussed, including those aimed at (1) collecting population-based behavioral risk and environmental data and establishing cancer screening registries, (2) maintaining an adequate health care workforce,<sup>27</sup> (3) providing health education concerning prevention and early detection, (4) increasing access to preventive services, (5) controlling tobacco use, and (6) establishing programs to address the social determinants of health. In addition, advancing knowledge about and solutions to cancer inequity is a process that is most effective when it is bidirectional—that is, with relevant experiences in LMICs informing policies in HICs and vice versa. In the end, the degree to which we improve cancer outcomes in LMICs and eradicate global inequities in cancer control is dependent in part upon the degree to which people and societies make a commitment to focus on cancer surveillance in LMICs.

### References

1. Torre LA, Siegel RL, Ward EM, Jemal A. Global cancer incidence and mortality rates and trends—an update. *Cancer Epidemiol Biomarkers Prev.* 2016;25(1):16-27.
2. World Health Organization. Cancer. <https://www.who.int/news-room/fact-sheets/detail/cancer>. Published September 2018. Accessed May 19, 2019.
3. Parsi K, Bhattacharya D, List J. The dread disease: cancer in the developing world. *Hastings Cent Rep.* 2011;41(3):13-14.
4. Bray F, Jemal A, Grey N, Ferlay J, Forman D. Global cancer incidence according to the Human Development Index (2008-2030): a population-based study. *Lancet Oncol.* 2012;13(8):790-801.
5. National Cancer Institute. Cancer disparities. <https://www.cancer.gov/about-cancer/understanding/disparities>. Published March 2019. Accessed May 19, 2019.

6. World Health Organization. Public health surveillance. [https://www.who.int/topics/public\\_health\\_surveillance/en/](https://www.who.int/topics/public_health_surveillance/en/). Published September 2017. Accessed May 19, 2019.
7. Bray F, Znaor A, Cueva P, et al. *Planning and Developing Population-Based Cancer Registration in Low- and Middle-Income Settings*. Lyon, France: International Agency for Research on Cancer; 2014.
8. National Cancer Institute Surveillance, Epidemiology, and End Results Program. What is a cancer registry? [https://seer.cancer.gov/registries/cancer\\_registry/cancer\\_registry.html](https://seer.cancer.gov/registries/cancer_registry/cancer_registry.html). Accessed May 26, 2019.
9. National Cancer Institute Surveillance, Epidemiology, and End Results Program. Overview of the SEER Program. <https://seer.cancer.gov/about/overview.html>. Accessed May 26, 2019.
10. Van Beck KC, Jasek J, Roods K, et al. Colorectal cancer incidence and mortality rates among New York City adults ages 20-54 years during 1976-2015. *JNCI Cancer Spectr*. 2018;2(4):pkv048.
11. Dey S, Soliman AS, Hablas A, et al. Urban-rural differences in breast cancer incidence in Egypt (1999-2006). *Breast*. 2010;19(5):417-423.
12. American Cancer Society. Global cancer facts & figures. 3rd ed. <https://documentcloud.adobe.com/link/track?uri=urn%3Aaaid%3Ascds%3AUS%3A4dcd11b8-b10c-46d2-b3ee-a938da3747f5>. Published 2015.
13. Forman D, Bray F, Brewster DH, et al, eds. *Cancer Incidence in Five Continents*. Vol 10. Lyon, France: International Agency for Research on Cancer; 2014. <http://ci5.iarc.fr/CI5I-X/old/vol10/CI5vol10.pdf>. Accessed May 19, 2019.
14. Tangka FK, Subramanian S, Edwards P, et al. Resource requirements for cancer registration in areas with limited resources: analysis of cost data from four low- and middle-income countries. *Cancer Epidemiol*. 2016;45(suppl 1):S50-S58.
15. Centers for Disease Control and Prevention. About the National Comprehensive Cancer Control Program. <https://www.cdc.gov/cancer/ncccp/about.htm>. Published November 2018. Accessed May 19, 2019.
16. Hiatt RA, Sibley A, Fejerman L, et al. The San Francisco Cancer Initiative: a community effort to reduce the population burden of cancer. *Health Aff (Millwood)*. 2018;37(1):54-61.
17. Itzkowitz SH, Winawer SJ, Krauskopf M, et al. New York Citywide Colon Cancer Control Coalition: a public health effort to increase colon

- cancer screening and address health disparities. *Cancer*. 2016;122(2):269-277.
18. Binagwaho A, Ngabo F, Wagner CM, et al. Integration of comprehensive women's health programmes into health systems: cervical cancer prevention, care and control in Rwanda. *Bull World Health Organ*. 2013;91(9):697-703.
  19. Ruckert A, Labonte R. Public-private partnerships (PPPS) in global health: the good, the bad and the ugly. *Third World Q*. 2014;35(9):1598-1614.
  20. Hernandez-Aguado I, Zaragoza G. Support of public-private partnerships in health promotion and conflicts of interest. *BMJ Open*. 2016;6(4):e009342.
  21. Malik VS, Schulze MB, Hu FB. Intake of sugar-sweetened beverages and weight gain: a systematic review. *Am J Clin Nutr*. 2006;84(2):274-288.
  22. Lauby-Secretan B, Scocciati C, Loomis D, et al. Body fatness and cancer—viewpoint of the IARC working group. *N Engl J Med*. 2016;375(8):794-798.
  23. Galea G, McKee M. Public-private partnerships with large corporations: setting the ground rules for better health. *Health Policy*. 2014;115(2-3):138-140.
  24. Hohman K, Given L, Farrell M, et al. The *Nine Habits of Successful Comprehensive Cancer Control Coalitions*. *Cancer Causes Control*. 2018;29(12):1195-1203.
  25. Vinson CA, Staples C, Shafir S, et al. Collaborating to conquer cancer: the role of partnerships in comprehensive cancer control. *Cancer Causes Control*. 2018;29(12):1173-1180.
  26. Love B, Benedict C, Van Kirk Villalobos A, Cone JN. Communication and comprehensive cancer control coalitions: lessons from two decades of campaigns, outreach, and training. *Cancer Causes Control*. 2018;29(12):1239-1247.
  27. List JM. Justice and the reversal of the healthcare worker "brain-drain." *Am J Bioeth*. 2009;9(3):10-12.

**Justin M. List, MD, MAR, MSc** is a practicing primary care internist, the assistant vice president in the NYC Health + Hospitals Office of Ambulatory Care in New York City, and a clinical instructor at the Yale School of Medicine in New Haven, Connecticut. He previously directed the New York City Department of Health and Mental Hygiene Bureau of Chronic Disease Prevention and Tobacco Control's Clinical and Scientific Affairs unit, including the Cancer Prevention and Control Program. Through training and service



experiences, including the National Institutes of Health Fogarty International Clinical Research Scholars and Fellows Program, he has been part of research, clinical, and community-based empowerment projects throughout East and West Africa.

**Jeremy M. O'Connor, MD, MHS** is a primary care physician and the director of innovation in clinic efficiency and cancer control at NYC Health + Hospitals in New York City. He completed his residency training in internal medicine at the University of Chicago and completed a fellowship in health services research at the Yale School of Medicine as a member of the National Clinician Scholars Program. He is interested in health care transformation and quality improvement that is focused on improving cancer care and primary care in low-income communities.

**Citation**

*AMA J Ethics.* 2020;22(2):E147-155.

**DOI**

10.1001/amajethics.2020.147.

**Conflict of Interest Disclosure**

The author(s) had no conflicts of interest to disclose.

*The viewpoints expressed in this article are those of the author(s) and do not necessarily reflect the views and policies of the AMA.*

Copyright 2020 American Medical Association. All rights reserved.  
ISSN 2376-6980

## MEDICINE AND SOCIETY

### How Should Biobanking Be Governed in Low-Resource Settings?

Aminu Yakubu, Nchangwi Syntia Munung, and Jantina De Vries, PhD

#### Abstract

Development of biobanks in Africa raises ethical questions related to particular features of African cancer research contexts, such as underresourced health care and research infrastructures and low-average research literacy. This article describes ethical challenges of informed consent, benefit sharing, and stigmatization and proposes navigating these challenges by developing a comprehensive governance framework to ensure African leadership in biobanking research programs in Africa.

#### Biobanking in African Research

Recent years have seen increased efforts to capture global genetic diversity in an attempt to ensure that the [benefits of genomic innovation](#) filter down to all people around the globe, including Africans.<sup>1,2,3</sup> Efforts such as the Human Heredity and Health in Africa (H3Africa) Consortium<sup>2</sup> and the Bridging Biobanking and Biomedical Research Across Europe and Africa (B3Africa) Consortium<sup>4</sup> are aimed at achieving this diversity, increasingly through the inclusion of African researchers and populations in genomics studies. These initiatives either set up new biobanks or strengthen the capacity of already existing ones.<sup>4,5</sup>

Biobanking—the practice of collecting, curating, and archiving biospecimens for research purposes—is one key tool that is available to scientists to accelerate genomic cancer research. A biobank stores large numbers of samples and associated data and makes these resources available for further research. To serve its purpose as a research resource, biobanks are expected to (1) have defined mechanisms for accessing biospecimens, (2) ensure that the use of biospecimens is in accordance with the [informed consent](#) of the participants who donated the samples, (3) have policies for biospecimens disposal, and (4) have a benefit sharing plan.

Several features of the African research context raise ethical challenges for biobanking. In most African countries, these include, for instance, limited resources available for research, health and research institutions that are understaffed or have underskilled workers, old or outdated infrastructure, and limited or no regulation of biobanking.<sup>6,7,8</sup> Prevailing norms that govern research also raise ethical challenges for informed consent, given that the African context tends to prioritize values like communitarianism and reciprocity over respect for autonomy.<sup>9</sup> While respect for autonomy is important, relations between people and considerations of community benefit are considered equally important. Taken together, these features raise a range of ethical challenges including not only consent for the storage and reuse of biospecimens, but also limited country regulations for the export of biospecimens, benefit sharing, and genetic discrimination and stigmatization.

### **Challenges of Obtaining Informed Consent**

Although informed consent holds a special position in research, in biobanking research, consent is also required to store a specimen—sometimes for an indefinite period of time—as well to use specimens for unspecified future research. Yet consent forms are often specific to a particular study, for which biospecimens' aims and uses are defined. This apparent clash between consent for a specific study and consent to future unknown uses of biospecimens has caused considerable debate in bioethics. Broad consent, which is consent for future research subject to a number of restrictions,<sup>10</sup> has been proposed as an appropriate consent model for African genomics research and biobanking.<sup>11</sup> It has also been recommended for secondary research on unidentified biospecimens in the revised Common Rule that guides research in the United States.<sup>12</sup> While a growing body of evidence suggests that African research participants recognize broad consent as the "best compromise,"<sup>13,14,15</sup> it has also been argued that broad consent increases the risk of exploitation of African research populations,<sup>16</sup> which suggests that a decision to use broad consent is context dependent and that there might be particular instances when its use is inappropriate.

Broad consent has been proposed for African genomics research,<sup>17</sup> but given the appeal of communal values in most African settings, it is important that broad consent be accompanied by governance mechanisms that incentivize biobanks to promote the interests of biospecimen providers<sup>11</sup> as well as communities' health and research needs. Toward this end, genomics research and biobanking initiatives are setting up data and biospecimen access committees (DBACs) to review secondary biospecimen use and consider risks posed to study communities. DBACs are critical not only in mitigating risks of

multiple uses of samples and data but also in building trust between researchers and study communities. Trust is particularly important because DBACS are expected to serve as custodians of samples and to provide some oversight of the use of samples and data with an aim of benefiting study communities.

### **Exporting and Regulating Samples**

One motivation for establishing biobanks in African countries is that doing so will hopefully give those countries and the people whose samples are included in the biobank more control over uses of stored biospecimens. Regulation of biobanking in most African countries is limited,<sup>8</sup> which makes oversight of biobanks challenging. Lack of national regulation enables some unethical practices to go unchecked. An example is specimen transfer without recourse to local country authorities or respect for persons from whom samples were collected, which occurred during the 2014–2016 Ebola virus disease (EVD) epidemic. Biospecimens from EVD patients were shipped out of Sierra Leone and Liberia to be stored in biobanks in other countries.<sup>18</sup> People from whom specimens were collected were not informed that their samples would be taken out of their country of residence; nor were they informed that their samples would be used for health research. Biobanks in countries in which these samples were stored have expressed unwillingness to provide some form of oversight of the samples or access to the samples to researchers or government authorities from countries in which specimens were collected. This example shows that absence of national regulatory frameworks makes it difficult for governments to insist that samples be returned.

To eliminate these kinds of scenarios, which have been described as exploitative “parachute” research (a practice whereby scientists in high-income countries go to low-income countries to collect specimens and publish findings in prestigious journals without properly crediting collaborators in LMICs or returning benefit to study communities),<sup>19</sup> it is important for African governments to develop national guidelines for biobanking. Moreover, given the trend toward multicountry African biobanking, harmonizing countries’ regulations might help facilitate health research across the continent.

### **Benefit Sharing**

Research conducted using biobank resources benefits researchers from Western countries in tangible and intangible ways. When research is commercially driven (eg, pharmaceutical research), expectation of benefit is

more tangible than in knowledge-driven research, which mostly aims to build general scientific knowledge. Ethically, this is important because access to technology, literature, and other resources affords researchers' institutions in high-income countries (HICs) opportunities to use biobank samples in more ways than their African counterparts.

One way to ensure that research is beneficial to all stakeholders is to engage various stakeholders (for example, study communities, policymakers, funders, African researchers, HICs collaborators, and research ethics committees) in discussions of what would constitute likely research benefits and how these could be actualized through biobanking.<sup>20</sup> Two of the most direct ways in which biobanking can benefit Africa is by helping to build research capacity and by ensuring that young African students and scholars have opportunities to lead in ethical uses of samples for health research.<sup>21,22</sup>

### **Risk of Genetic Discrimination**

A recurring fear in population-level genomics research is that genetic information could be used to stigmatize or [socially undermine certain groups](#),<sup>23</sup> particularly those with stigmatized health conditions, such as podoconiosis, human African trypanosomiasis, epilepsy, and some psychiatric or mental health conditions.<sup>24,25,26,27</sup> Historically, some interpretations of biological evidence have been [ethically and scientifically troubling](#).<sup>23</sup> One example of overinterpretation was the conclusion that South African San people's lack of an allele associated with skin pigmentation and their ability to sense a bitter taste confer a survival advantage in the Kalahari desert; the latter "may reflect a need in hunter-gatherers to avoid toxic plants."<sup>28</sup> Problematic interpretations of evidence can also be used to support negative stereotypes, as was the case in a description of a Māori "warrior" gene as a "marker" for alcohol and tobacco use.<sup>29</sup> What these examples suggest is that, at a minimum, researchers must consider the risk that their research and interpretations of results can be perceived by some as offensive, stigmatizing, or otherwise scientifically or ethically inappropriate.

### **Governance Framework**

In a partial response to some of these challenges, a set of principles to ensure inclusion of African populations in biobanking research has been proposed by the Ethics and Regulatory Issues Working Group of the H3Africa Consortium.<sup>30</sup> Recognized in this framework is the need for African researchers to lead in the conceptualization, planning, and implementation of research using stored biospecimens. This framework also recognizes the need for robust governance mechanisms that explicitly promote fairness in

research by ensuring that African populations and researchers are not exploited when participating in international biobanking programs. Such governance mechanisms must provide a role for local country governments to help make decisions about storage and use of specimens collected from their citizens. This role could be recognized through a designated government entity for research or through institutions where African investigators are based. Key to good governance is a mechanism for providing feedback to the ethics committees that approve uses of specimens that are collected from African people and stored in African biobanks. Equally important is promoting fairness in research by ensuring that decisions about access to biobank resources in African countries are made by representatives from African institutions, that African researchers are given preferential access to biobank resources, and that reuse of specimens is prioritized for research about conditions of importance to African communities by African researchers and co-investigators.

## References

1. Campbell MC, Tishkoff SA. African genetic diversity: implications for human demographic history, modern human origins, and complex disease mapping. *Annu Rev Genomics Hum Genet.* 2008;9(1):403-433.
2. Matovu E, Bucheton B, Chisi J, et al. H3Africa Consortium. Enabling the genomic revolution in Africa. *Science.* 2014;344(6190):1346-1348.
3. Rotimi CN, Bentley AR, Doumatey AP, Chen G, Shriner D, Adeyemo A. The genomic landscape of African populations in health and disease. *Hum Mol Genet.* 2017;26(R2):R225-R236.
4. Klingström T, Maimuna M, Meunier D, et al. Supporting the development of biobanks in low and medium income countries. In: 2016 IST-Africa Week Conference; May 11-13, 2016; Durban, South Africa.
5. Abimiku A, Mayne ES, Joloba M, Beiswanger CM, Troyer J, Wideroff L; H3Africa Biorepository Working Group. H3Africa Biorepository Program: supporting genomics research on African populations by sharing high-quality biospecimens. *Biopreserv Biobank.* 2017;15(2):99-102.
6. Abayomi A, Christoffels A, Grewal R, et al. Challenges of biobanking in South Africa to facilitate indigenous research in an environment burdened with human immunodeficiency virus, tuberculosis, and emerging noncommunicable diseases. *Biopreserv Biobank.* 2013;11(6):347-354.

7. Vaught J. Biobanking in Africa: opportunities and challenges. In: Hainaut P, Vaught J, Zatloukal K, Pasterk M, eds. *Biobanking of Human Biospecimens: Principles and Practice*. Cham, Switzerland: Springer International Publishing; 2017.
8. de Vries J, Munung SN, Matimba A, et al. Regulation of genomic and biobanking research in Africa: a content analysis of ethics guidelines, policies and procedures from 22 African countries. *BMC Med Ethics*. 2017;18(1):8.
9. Metz T. African and Western moral theories in a bioethical context. *Dev World Bioeth*. 2010;10(1):49-58.
10. Grady C, Eckstein L, Berkman B, et al. Broad consent for research with biological samples: workshop conclusions. *Am J Bioeth*. 2015;15(9):34-42.
11. Tindana P, de Vries J. Broad consent for genomic research and biobanking: perspectives from low- and middle-income countries. *Annu Rev Genomics Hum Genet*. 2016;17(1):375-393.
12. Smith JD, Birkeland AC, Goldman EB, et al. Immortal life of the Common Rule: ethics, consent, and the future of cancer research. *J Clin Oncol*. 2017;35(17):1879-1883.
13. Jao I, Kombe F, Mwalukore S, et al. Involving research stakeholders in developing policy on sharing public health research data in Kenya: views on fair process for informed consent, access oversight and community engagement. *J Empir Res Hum Res Ethics*. 2015;10(3):264-277.
14. Mweemba O, Musuku J, Mayosi B, et al. Use of broad consent and related procedures in genomics research: perspectives from research participants in the Genetics of Rheumatic Heart Disease (RHDGen) study in a university teaching hospital in Zambia [published online ahead of print March 24, 2019]. *Glob Bioeth*.
15. Rutakumwa R, de Vries J, Parker M, Tindana P, Mweemba O, Seeley J. What constitutes good ethical practice in genomic research in Africa? Perspectives of participants in a genomic research study in Uganda [published online ahead of print March 24, 2019]. *Glob Bioeth*.
16. Tiffin N. Tiered informed consent: respecting autonomy, agency and individuality in Africa. *BMJ Glob Health*. 2018;3(6):e001249.
17. Tindana P, Molyneux S, Bull S, Parker M. "It is an entrustment": broad consent for genomic research and biobanks in sub-Saharan Africa. *Dev World Bioeth*. 2019;19(1):9-17.
18. Freudenthal E. Ebola's lost blood: row over samples flown out of Africa as "big pharma" set to cash in. *Telegraph*. February 6, 2019: <https://www.telegraph.co.uk/global-health/science-and->

[disease/ebolaviruses-lost-blood-row-samples-flown-africa-big-pharma-set-cash/](#). Accessed August 20, 2019.

19. Bockarie MJ. We need to end “parachute” research which sidelines the work of African scientists. *Quartz Africa*. January 29, 2019. <https://qz.com/africa/1536355/african-scientists-are-sidelined-by-parachute-research-teams/>. Accessed October 7, 2019.
20. Staunton C, Moodley K. Challenges in biobank governance in sub-Saharan Africa. *BMC Med Ethics*. 2013;14(1):35.
21. Dhai A, Mahomed S. Biobank research: time for discussion and debate. *S Afr Med J*. 2013;103(4):225-227.
22. Dauda B, Joffe S. The benefit sharing vision of H3Africa. *Dev World Bioeth*. 2018;18(2):165-170.
23. Chennells R, Steenkamp A. International genomics research involving the San people. In: Schroeder D, Cook J, Hirsch F, Fenet S, Muthuswamy V, eds. *Ethics Dumping*. New York, NY: Springer; 2017:15-22.
24. Baskind R, Birbeck GL. Epilepsy-associated stigma in sub-Saharan Africa: the social landscape of a disease. *Epilepsy Behav*. 2005;7(1):68-73.
25. Hofstraat K, van Brakel WH. Social stigma towards neglected tropical diseases: a systematic review. *Int Health*. 2016;8(suppl 1):i53-i70.
26. Deribe K, Tomczyk S, Mousley E, Tamiru A, Davey G. Stigma towards a neglected tropical disease: felt and enacted stigma scores among podoconiosis patients in northern Ethiopia. *BMC Public Health*. 2013;13(1):1178.
27. Nxumalo CT, Mchunu GG. Exploring the stigma related experiences of family members of persons with mental illness in a selected community in the iLembe district, KwaZulu-Natal. *Health SA Gesondheid (Online)*. 2017;22:202-212.
28. Schuster SC, Miller W, Ratan A, et al. Complete Khoisan and Bantu genomes from southern Africa. *Nature*. 2010;463(7283):943-947.
29. Lea R, Chambers G. Monoamine oxidase, addiction, and the “warrior” gene hypothesis. *NZ Med J*. 2007;120(1250):U2441.
30. Yakubu A, Tindana P, Matimba A, et al. Model framework for governance of genomic research and biobanking in Africa—a content description. *AAS Open Res*. 2018;1:13.

**Aminu Yakubu** is a PhD candidate at the University of Ibadan and an honorary research fellow at the Center for Bioethics and Research in Ibadan, Nigeria. He previously supported the work of Nigeria’s National Health Research Ethics Committee by providing guidance to research ethics committee members and



researchers on ethical oversight and ethical research conduct. He has been an active member of the H3Africa Consortium since 2013 and chaired the ethics and regulatory affairs working group from 2016 through 2018. His interests include the ethics of genomics research and research governance, including research ethics committee issues and health system research ethics.

**Nchangwi Syntia Munung** is a postgraduate student at the University of Cape Town Faculty of Health Sciences in South Africa, and she has research interests in global health research governance.

**Jantina de Vries, PhD** is an associate professor of bioethics in the Department of Medicine at the University of Cape Town in South Africa.

#### **Citation**

*AMA J Ethics.* 2020;22(2):E156-163.

#### **DOI**

10.1001/amajethics.2020.156.

#### **Conflict of Interest Disclosure**

The author(s) had no conflicts of interest to disclose.

*The viewpoints expressed in this article are those of the author(s) and do not necessarily reflect the views and policies of the AMA.*

Copyright 2020 American Medical Association. All rights reserved.  
ISSN 2376-6980

## ART OF MEDICINE


### Risks, Benefits, and Conundrums of Cancer Screening

Nick Love, PhD

#### Abstract

This graphic narrative is a fictional case report illustrated using paint pens and histological micrographs collaged with Adobe Illustrator. The story of Mr P and his physician recapitulates an ethical dilemma presented by cancer screening: screening can save lives, but it also generates diagnostic morbidity and incurs costs.

Figure. Detail from *Corpora Amylacea*



([Click here](#) to view entire the entire graphic narrative.)

Media

Oil and acrylic paint pencils on paper; micrographs of histologically stained tissue captured using SPOT software and collaged with Adobe Illustrator.

### Caption

This graphic narrative is drawn from the artist's experience working in a department of pathology. Drawing on the aesthetic beauty of histologically stained tissue, the graphic relates a story of uncertainty in medicine, represents risk of diagnostic morbidity, and visually considers [psychological burdens](#) of disease. The illustrations and micrograph collages aim to provoke a viewer's consideration of risks, benefits, and costs of cancer screening and workup techniques while the precision of the digital images contrasts with the imprecision of analog histological staining techniques.

**Nick Love, PhD** is a pathology fellow and fourth-year medical student at Stanford University School of Medicine in Stanford, California. A biology undergraduate of the University of North Carolina at Chapel Hill, he also attended Cambridge University and the University of Manchester in the United Kingdom, the University of Bergen in Norway, and the RIKEN Center for Developmental Biology in Japan.

#### Editor's Note

This is the winning artwork of the 2019 John Conley Art of Medicine Contest.

#### Citation

*AMA J Ethics*. 2020;22(2):E164-165.

#### DOI

10.1001/amajethics.2020.164.

#### Conflict of Interest Disclosure

The author(s) had no conflicts of interest to disclose.

*The viewpoints expressed in this article are those of the author(s) and do not necessarily reflect the views and policies of the AMA.*

Copyright 2020 American Medical Association. All rights reserved.  
ISSN 2376-6980

# AMA Journal of Ethics®

February 2020, Volume 22, Number 2: E166-167

## ART OF MEDICINE

### Girl and Rooster

Ayotunde Ayobello, MD

#### Abstract

This colorful oil painting suggests how a fearless child can inspire compassion, particularly regarding our clinical, political, and ethical orientations to ongoing practices of separating children from parents at the US southern border.

Figure. *Girl and Rooster*



## Media

Oil on canvas.

## Caption

In this painting, a trip to the countryside takes an exciting turn when my 5-year-old daughter finds and picks up a rooster. The bird appears thoroughly displeased, but she basks in the moment, fearless. This painting seeks to represent a confluence of fearlessness, innocence, and compassion. This set of themes has potential to inspire people to end ongoing [policies and practices](#) of separating children from parents at the US southern border that are ethically problematic and clinically relevant.

**Ayotunde Ayobello, MD** is a third-year psychiatry resident at the Virginia Tech Carilion School of Medicine in Roanoke, Virginia. He is an avid oil painter with professional interests in child and adolescent psychiatry, ethics, and medical humanities.

### Citation

*AMA J Ethics.* 2020;22(2):E166-167.

### DOI

10.1001/amajethics.2020.166.

### Conflict of Interest Disclosure

The author(s) had no conflicts of interest to disclose.

*The viewpoints expressed in this article are those of the author(s) and do not necessarily reflect the views and policies of the AMA.*

Copyright 2020 American Medical Association. All rights reserved.  
ISSN 2376-6980

## PERSONAL NARRATIVE

### Six Tips for Giving Good Health Care to Anyone With a Cervix

Ryan K. Sallans, MA

#### Abstract

Cervical cancer is most frequently diagnosed in patients ages 35 to 44, but risk persists as individuals age. Among patients who are regularly screened via the Pap test, cancer is rare and death rates have dropped dramatically in the United States. Nevertheless, access to regular screening can be difficult for transgender men (individuals assigned female at birth but with a male gender identity) due to misinformation, discomfort scheduling appointments, fear of being mistreated or of refused services, lack of insurance, and clinicians' lack of knowledge. This narrative explores 6 barriers to cervical cancer screening for transgender men and offers recommendations for eliminating cervical cancer inequality.

#### Need for Transgender Gynecological Care

Death rates from cervical cancer have dropped dramatically in the United States due to the effectiveness of the Pap test in detecting cervical cancer, which has allowed clinicians to treat abnormal and precancerous cells.<sup>1,2,3</sup> Yet transgender men (individuals assigned female at birth but with a male [gender identity](#)) obtain cervical cancer screening less frequently and are less likely to be up-to-date on Pap tests than cisgender women (individuals assigned female at birth and with a female gender identity).<sup>4</sup> According to the 2015 US Transgender Survey, although transgender men are vulnerable to chronic undetected human papillomavirus (HPV) infections, only 27% report having had a Pap smear in the past year compared to 43% of women in the general population.<sup>5</sup> Barriers like the ones presented below may prevent transgender men from scheduling appointments and accessing life-saving screenings. First, however, I offer a personal perspective on the need for cancer screening.

## Testosterone Therapy and Pelvic Pain

During the summer of 2006, I celebrated the completion of my first year on testosterone. Over the course of that year, I documented many physical changes as my body morphed from a female to male shape. I had undergone chest surgery (a bilateral mastectomy with nipple grafts), but I still had other body parts—uterus, ovaries, fallopian tubes, vagina, and cervix—that required screening typically marketed only to female patients. The last time I had had a pelvic exam and Pap test, I was 19 years old, and I was now turning 26. Although cervical cancer is most frequently diagnosed in patients ages 35 to 44,<sup>1</sup> it was important to me to schedule another exam, not only to make sure that my tissues were healthy but also to address my ongoing extreme pelvic pain.

After initiating hormone therapy—in my case, testosterone—transgender male patients can experience cramping and pain that can last more than 6 months.<sup>6</sup> My pelvic pain had been ongoing day and night for almost 4 weeks. At the time, I didn't know that this was a common symptom of testosterone use,<sup>5</sup> so I was concerned. Although motivations and reasons for seeking gynecological care vary, in my case, I had dysphoria about my reproductive organs; I was tired of dealing with pelvic pain; and I was concerned about uterine, cervical, and ovarian cancer. (Please note that there is currently no evidence that testosterone therapy increases risk for ovarian, uterine, or cervical cancers among transgender men.<sup>7</sup>) Not having a desire to retain my uterus, I hoped my exam would render me eligible for a laparoscopic total hysterectomy and an oophorectomy. If so, I would be joined by a low percentage of transgender men who have had a hysterectomy. In a 2015 survey that included more than 8000 trans male respondents, 14% reported having had a hysterectomy and 57% reported wanting one someday.<sup>5</sup>

### Barriers

*1: Gynecological care for men.* Scheduling an appointment for gynecological care, including a Pap test and pelvic exam, and then following through with the appointment can be emotionally difficult for transgender men. I wanted to see a clinician about my concerns, but I was afraid to call and schedule an appointment because I didn't know if anyone would take me as a patient. I'd had negative experiences with clinicians and staff in the past, so even if someone would see me, I was worried about how I'd be treated.

I gained courage by having a female friend call her obstetrician's gynecology office and ask if anyone would see a trans man as a patient. The office responded, "We've never worked with a trans man before, but send him our



way!" It was a relief to hear this kind of response in 2006, given the lack of [clinical education and training](#) in how to respond to transgender patients' obstetrics and gynecological needs.<sup>8</sup> This lack of training persists. A 2015 survey of obstetrics and gynecology clinicians found that 80% of respondents reported not having received training in transgender care during residency, but almost 89% reported that they would be willing to provide routine Pap tests for transgender men.<sup>8</sup> In my case, knowing the clinic was open to me, even if its staff didn't have experience, diminished my anxiety—a little.

*2: Is the target population gender and gender identity inclusive?* When I called the clinic to make an appointment, the receptionist sounded surprised to hear a man's voice ask for a pelvic exam. And as I walked into the clinic, I had to ignore that *women* was the only word on the sign. The door closed behind me, and I kept my head down as I approached the front desk. I wasn't sure how people would react to seeing a man in a waiting room full of women. I was relieved that the front desk staff greeted me with a smile and treated me like any other patient.

*3: Gynecological clinical encounters with trans men.* Transgender patients' positive experiences in health care settings increase the likelihood of their remaining compliant with recommendations, including for screenings. If you're a clinician or a staff member, the upshot here is that patients' first encounters could be their last if they feel terrible about what happened to them there. So, the first time a trans man patient has a Pap test, it is important to talk with him about the procedure, including speculum use, swab insertion, and total time it typically takes to complete a physical examination. Approaching patients using a trauma-informed care model can help alleviate transgender men's anxieties about having their body parts examined and their experience of dysphoria or discomfort.<sup>9,10</sup>

Although I went to my appointment alone, I accompanied a transgender male friend to his and joined him in the exam room. While my friend was still fully clothed, the clinician reviewed his health history. She informed him that if he had discomfort with any of the language she used, he should let her know his preferred terms. Trans men might be uncomfortable with clinically accurate terminology associated with body parts, so when patients prefer different language, [clinicians should mirror their language](#).

Testosterone causes atrophy and dryness of vaginal tissue<sup>6</sup>; for trans men or cisgender women who do not engage in penetrative vaginal sex, a speculum can be especially uncomfortable. My friend was extremely anxious about



speculum insertion, due to never having had penetrative sex, so this particular clinician did well to assure him that she would use an appropriately sized speculum for his anatomy. Pediatric-sized speculums, however, are not always helpful, and over lubrication should be avoided.<sup>10</sup> The clinician continued to communicate each step she would take and described what my friend might feel. She then asked him to disrobe from his waist down. Upon completing the exam, she left the room to allow him to put his clothes back on and later returned to answer his questions. This was a positive encounter for my friend and also for me as an observer. This clinician became a [trusted caregiver](#) in our community of trans men, and we all began supporting each other in making and attending appointments.

*4: Gendering and body parts.* Another barrier to care that transgender men tend to experience, if insured, is receiving notice of denial of claims coverage by an insurer. Clinicians can help prevent this occurrence with clear billing communication. After an appointment, for example, a clinician should note the patient's gender in his health record and notify stakeholders that this might be different than what is on his insurance card. If gender markers, like pronouns or names, are mismatched for a gender-linked procedure, like a Pap test, or gender-linked body parts, like a cervix, it's helpful to trans men patients when clinicians explain to the billing department the organ-specific services rendered. Taking these steps might decrease the number of insurance claims that a trans man patient is denied.

After my clinician determined that a hysterectomy would be the best treatment for my symptoms and concerns, I informed her that all of my documentation—including driver's license, birth certificate, and insurance card—affirmed my identity as a man. She stated that she would note specific organs present in my health record and submit forms for precertification to my insurance company. Although my procedure was precertified, 4 months later a postpayment audit flagged the claim due to my being a man, prompting my insurer to request a refund. My clinician helped me appeal by writing a letter noting the medical necessity of the service she provided to me, and the appeal was eventually approved. In my case, the clinician advocating for me increased my trust and desire to return for future care.

*5: Inadequate lab results.* Inadequate tests or samples are more common among transgender male than cisgender female patients, requiring return office visits and repeat screening.<sup>11</sup> Often, the lab notes list "inadequate sample," "atrophy," or "dysplasia" as a reason for abnormal or inconclusive results. Not wanting to undergo another exam, a trans man patient receiving

such results might not return to a clinic but might remain concerned about the results. In order to decrease the odds of an inadequate test, clinicians should inform the labs they use that a patient on testosterone (which causes thinning of vaginal tissue) had a cervical swab and also note whether the patient is amenorrheic.<sup>10</sup> Taking these steps can decrease the chance of abnormal results, confusion, error, or sample disposal by the lab. For example, the tissue sample taken after my hysterectomy came back with a note about cervical dysplasia, but I didn't find this alarming because my clinician explained that my long-term testosterone use caused cervical epithelial atrophy, which can mimic dysplasia.<sup>11</sup>

*6: Sex practice diversity and risk awareness.* Both transgender men patients and clinicians can be misinformed about screening guidelines and risks. Some trans men lack not only understanding of risk factors for HPV but also general gynecological knowledge. Some clinicians might assume that trans men are less likely to be at risk for HPV because they might also assume that trans men don't have penile/vaginal penetrative sex. This assumption is wrong. There are a wide range of sexual practices in which trans men might be interested, including penetrative vaginal, anal, or oral sex with partners who have penises that produce sperm. Minority stress<sup>12</sup> due to gender-related discrimination and victimization has a negative impact on health; alcohol use, a history of psychosocial distress, and a history of sex with men only are risk factors for sexually transmitted infections in trans men.<sup>13</sup>

### **Anyone With a Cervix**

Transgender men need to see themselves reflected in data, research, and cervical cancer screening [guidelines](#) published in authoritative, reliable sources. When conducting research for this article, I noticed that many sources continued to use anatomical words and pronouns intended to apply narrowly to cisgender women only.<sup>14,15,16,17</sup> It is important to include trans men in cervical cancer screening recommendation language, for example, by stating clearly that screening is *for women, transgender men, or anyone with a cervix*.

Patients who identify as trans men find it acceptable and preferable to test for HPV with self-collected vaginal swabs.<sup>18,19</sup> Clinicians should offer and provide self-collection swabs as an option to trans men patients, along with education about risks and benefits of HPV vaccination. Clinicians should also offer other forms of screening, such as urine tests for sexually transmitted infections, to increase the likelihood that trans men patients follow screening guidelines while being spared the discomfort of a pelvic exam. The more

frequently trans men have positive experiences in gynecological health care settings when seeking routine screening, the more likely they will be to practice regular screening and illness prevention. While I no longer need pelvic exams, I still visit my clinician's office for hormone therapy monitoring and other health care because I have established trust and had positive clinical encounters. Everyone deserves equality in enjoying this level of quality and trust in their health care.

## References

1. American Cancer Society. Key statistics for cervical cancer. <https://www.cancer.org/cancer/cervical-cancer/about/key-statistics.html>. Published January 2019. Accessed August 11, 2019.
2. Institute of Human Virology. Cervical cancer. <http://www.ihv.org/Education--Training/General-HIV-AIDS-Information/Cervical-Cancer/>. Accessed August 11, 2019.
3. National Cancer Institute. HPV and Pap testing. <https://www.cancer.gov/types/cervical/pap-hpv-testing-fact-sheet>. Reviewed February 2019. Accessed August 11, 2019.
4. Gatos K. A literature review of cervical cancer screening in transgender men. *Nurs Womens Health*. 2018;2(1):52-62.
5. James SE, Herman JL, Rankin S, Keisling M, Mottet L, Anafi M. *The Report of the 2015 US Transgender Survey*. Washington, DC: National Center for Transgender Equality; 2016.
6. Obedin-Maliver J; UCSF Transgender Care. Pelvic pain and persistent menses in transgender men. <https://transcare.ucsf.edu/guidelines/pain-transmen>. Published June 17, 2016. Accessed August 11, 2019.
7. Feldman J, Brown G, Deutsch M, et al. Priorities for transgender medical and health care research. *Curr Opin Endocrinol Diabetes Obes*. 2016;23(2):180-187.
8. Unger CA. Care of the transgender patient: a survey of gynecologists' current knowledge and practice. *J Womens Health*. 2015;24(2):114-118.
9. Center of Excellence for Transgender Health. Guidelines for the primary and gender-affirming care of transgender and gender nonbinary people. <https://www.sccgov.org/sites/bhd/info/Documents/LGBTQ%20Resources/ucsf-guidelines-for-the-primary-and-gender-affirming-care-of-transgender-and-gender-nonbinary-people-6-17-16.pdf>. Published June 17, 2016. Accessed August 11, 2019.

10. Hsiao KT; UCSF Transgender Care. Screening for cervical cancer in transgender men. <https://transcare.ucsf.edu/guidelines/cervical-cancer>. Published June 17, 2016. Accessed August 11, 2019.
11. Peitzmeier SM, Reisner SL, Potter J. Female-to-male patients have high prevalence of unsatisfactory Paps compared to non-transgender females: implications for cervical cancer screening. *J Gen Intern Med*. 2014;29(5):778-784.
12. Hendricks M, Testa R. A conceptual framework for clinical work with transgender and gender nonconforming clients: an adaptation of the Minority Stress Model. *Prof Psychol Res Pr*. 2012;43(5):460-467.
13. Reisner S, White J, Mayer K, Mimiaga M. Sexual risk behaviors and psychosocial health concerns of female-to-male transgender men screening for STDs at an urban community health center. *AIDS Care*. 2014;26(7):857-864.
14. US Preventive Services Task Force. Cervical cancer screening. <https://www.uspreventiveservicestaskforce.org/Page/Document/UpdateSummaryFinal/cervical-cancer-screening?ds=1&s=Cervical%20Cancer>. Published August 2018. Accessed August 11, 2019.
15. Centers for Disease Control and Prevention. Cervical cancer screening guidelines for average-risk women. <https://www.cdc.gov/cancer/cervical/pdf/guidelines.pdf>. Accessed August 11, 2019.
16. American Cancer Society. The American Cancer Society guidelines for the prevention and early detection of cervical cancer. <https://www.cancer.org/cancer/cervical-cancer/prevention-and-early-detection/cervical-cancer-screening-guidelines.html>. Updated December 28, 2018. Accessed August 11, 2019.
17. The American College of Obstetricians and Gynecologists. Frequently asked questions: special procedures. <https://www.acog.org/Patients/FAQs/Cervical-Cancer-Screening?IsMobileSet=false>. Published September 2017. Accessed August 11, 2019.
18. Reisner SL, Deutsch MB, Peitzmeier SM, et al. Test performance and acceptability of self- versus provider-collected swabs for high-risk HPV DNA testing in female-to-male trans masculine patients. *PLoS One*. 2018;13(3):1-21.
19. Seay J, Ranck A, Weiss R, et al. Understanding transgender men's experiences with and preferences for cervical cancer screening: a rapid assessment survey. *LGBT Health*. 2017;4(4):304-309.

**Ryan K. Sallans, MA** is a public speaker, diversity trainer, consultant, publisher, and author of the books *Transforming Manhood: A Trans Man's Quest to Build Bridges and Knock Down Walls* (Scout Publishing, 2019) and *Second Son: Transitioning Toward My Destiny, Love and Life* (Scout Publishing, 2013). Specializing in transgender health care, he provides training across the nation and serves as the lead subject matter expert consultant for Affiliate Risk Management Services in the development of e-learning courses for health care professionals seeking continuing medical education in LGBTQ health care. These courses have been added to the Human Rights Campaign Healthcare Equality Index.

**Citation**

*AMA J Ethics.* 2020;22(2):E168-175.

**DOI**

10.1001/amajethics.2020.168.

**Conflict of Interest Disclosure**

The author(s) had no conflicts of interest to disclose.

*The viewpoints expressed in this article are those of the author(s) and do not necessarily reflect the views and policies of the AMA.*

Copyright 2020 American Medical Association. All rights reserved.  
ISSN 2376-6980